

## SEZZLE INC COM USD0.00001

ISIN: **US78435P1057** WKN: **78435P105**

## Overview

2024/04/29 20:03:27

Price

53.42 USD

Difference  -9.44% (-5.57)

## General attributes

ISIN US78435P1057

Symbol SEZL

Exchange Nasdaq

Currency USD

Sector -

Security type Stock

Market cap (m) 312 EUR

Benchmark S&amp;P 500

## Market data

Bid (Bid size) 52.01 USD (100)

Ask (Ask size) 52.89 USD (100)

Open 59.99 USD

High 61.45 USD

Low 52.01 USD

Close (prev. day) 58.99 USD

VWAP 57.20885 USD

Volume (pcs) 77,329

Trading volume 4,405,919.06

Number of trades 3,610

Last size 100

## Futures and Options

Related Futures -

Related Options -

5Y













Information about previous performance does not guarantee future performance.

Source: FactSet

## Recent research

on market

Date	Headline	Download
2024/04/26	 Global Equity Ratings	
2024/04/03	 Global Equity Ratings	
2024/03/26	 Global Strategy 2Q 2024	
2024/03/13	 Global Equity Ratings	
2024/02/22	 Global Equity Ratings	

## Details

2024/04/29 20:03:27

### Price

53.42 USD

 Difference ▼ -9.44% (-5.57)

### General attributes

ISIN	US78435P1057
Symbol	SEZL
Exchange	Nasdaq
Currency	USD
Sector	-
Security type	Stock
Market cap (m)	312 EUR
Benchmark	S&P 500

### Market data

Bid (Bid size)	52.01 USD (100)
Ask (Ask size)	52.89 USD (100)
Open	59.99 USD
High	61.45 USD
Low	52.01 USD
Close (prev. day)	58.99 USD
VWAP	57.20885 USD
Volume (pcs)	77,329
Trading volume	4,405,919.06
Number of trades	3,610
Last size	100

### Performance and Risk

	6m	1Y	3Y
Perf (%)	+610.72%	-	-
Perf (abs.)	+50.69	-	-
Beta	2.73	-2.72	-1.25
Volatility	142.03	-	-

5Y



Information about previous performance does not guarantee future performance.  
Source: FactSet

### Price data

Ø price 5 days   Ø volume 5 days (pcs.)	54.26 USD (94,492)
Ø price 30 days   Ø volume 30 days (pcs.)	66.43 USD (73,361)
Ø price 100 days   Ø volume 100 days (pcs.)	43.31 USD (61,303)
Ø price 250 days   Ø volume 250 days (pcs.)	- USD (-)
YTD High   date	100.00 USD (2024/03/27)
YTD Low   date	16.23 USD (2024/01/10)
52 Weeks High   date	- USD (-)
52 Weeks Low   date	- USD (-)

### All listings for SEZZLE INC COM USD0.00001

Exchange	Date	Time	Price	Trading volume (mio.)	Number of trades
Nasdaq	2024/04/29	20:03	53.42 USD	4.41	3,610
Frankfurt	2024/03/28	15:29	76.00 EUR	0.00	5

## Company profile

### Company Logo

#### Contact Details

SEZZLE INC

--

----

Telefon: -

Fax: -

E-mail: -

### Company Profile

-