

# GALP ENERGIA SGPS S.A. . FUTURE (GALF) - EUX/202512

2024/07/18 18:33:59

Price  
**19.0143** EUR

Difference  -0.34% (-0.06)

### General attributes

Symbol	GALFZ25
Exchange	Eurex
Currency	EUR
Security type	Future
Underlying	GALP ENERGIA SGPS S.A.
Maturity	12-2025
Contract size	100

### Market data

Bid (Bid size)	- EUR (-)
Ask (Ask size)	- EUR (-)
Open	19.0143 EUR
High	19.0143 EUR
Low	19.0143 EUR
Close (prev. day)	19.0789 EUR
Underlying	GALP ENERGIA SGPS S.A.
Underlying price (date)	18.91 (24/07/18)
Settlement price (date)	19.01 (24/07/18)
Open Interest	0

### Performance and Risk

	6m	1Y	3Y
Perf (%)	+36.36%	-	-
Perf (abs.)	+5.09	-	-
Beta	-	-	-
Volatility	35.91	-	-

### Futures and Options

Related Futures	-
Related Options	-

5Y








Information about previous performance does not guarantee future performance.  
Source: FactSet

### Price data

Ø price 5 days   Ø volume 5 days (pcs.)	19.2583 EUR (0)
Ø price 30 days   Ø volume 30 days (pcs.)	19.5677 EUR (0)
Ø price 100 days   Ø volume 100 days (pcs.)	17.9005 EUR (0)
Ø price 250 days   Ø volume 250 days (pcs.)	- EUR (-)
YTD High   date	20.6156 EUR (2024/07/02)
YTD Low   date	13.2675 EUR (2024/01/02)
52 Weeks High   date	- EUR (-)
52 Weeks Low   date	- EUR (-)

### Recent Research

on sector		on market	
Date		Headline	Download
2024/07/18		Akciové trhy - denní zpráva	
2024/07/17		Akciové trhy - denní zpráva	
2024/07/16		Akciové trhy - denní zpráva	
2024/07/15		Akciové trhy - denní zpráva	
2024/07/12		Global Equity Ratings	