

## USD/ZAR FUTURE (ZAR) - CMG/202509

2024/07/16 21:13:18

Price  
**18.6829** ZARDifference  -1.07% (-0.20)

## General attributes

Symbol	ZARU25
Exchange	Chicago Mercantile Exchange - Globex
Currency	ZAR
Security type	Future
Underlying	US DOLLAR / SOUTH AFRICAN RAND (USD/ZAR)
Maturity	09-2025
Contract size	100,000

## Market data

Bid (Bid size)	- ZAR (-)
Ask (Ask size)	- ZAR (-)
Open	18.6829 ZAR
High	18.6829 ZAR
Low	18.6829 ZAR
Close (prev. day)	18.8857 ZAR
Underlying	US DOLLAR / SOUTH AFRICAN RAND (USD/ZAR)
Underlying price (date)	18.054 (24/07/16)
Settlement price (date)	18.68 (24/07/16)
Open Interest	-

## Performance and Risk

	6m	1Y	3Y
Perf (%)	-5.05%	-	-
Perf (abs.)	-1.00	-	-
Beta	-	-	-
Volatility	12.52	-	-

## Futures and Options

Related Futures	-
Related Options	-








5Y

Information about previous performance does not guarantee future performance.  
Source: FactSet

## Price data

Ø price 5 days   Ø volume 5 days (pcs.)	18.7412 ZAR (0)
Ø price 30 days   Ø volume 30 days (pcs.)	19.0850 ZAR (0)
Ø price 100 days   Ø volume 100 days (pcs.)	19.5141 ZAR (0)
Ø price 250 days   Ø volume 250 days (pcs.)	- ZAR (-)
YTD High   date	20.4082 ZAR (2024/02/28)
YTD Low   date	18.6133 ZAR (2024/07/12)
52 Weeks High   date	- ZAR (-)
52 Weeks Low   date	- ZAR (-)

## Recent Research

on market		
Date	Headline	Download
2024/07/16	 Ranní restart: bydlení v ČR, násilí a kabely	
2024/07/15	 Ranní restart: atentát, sjezd a polarizace	
2024/07/15	 Data mix in the week to come	
2024/07/12	 Ranní restart	
2024/07/11	 Měsíčník EU aktualit, červen 2024	