

ESGL HOLDINGS LTD ORD SHS USD0.0001 CLASS A

ISIN: **KYG3R95P1087** WKN: **G3R95P108**

Overview

2024/08/23 18:28:55

Price
1.42 USDDifference  -2.07% (-0.03)

General attributes

ISIN	KYG3R95P1087
Symbol	ESGL
Exchange	Nasdaq
Currency	USD
Sector	-
Security type	Stock
Market cap (m)	30 EUR
Benchmark	S&P 500

Market data

Bid (Bid size)	1.42 USD (100)
Ask (Ask size)	1.44 USD (300)
Open	1.4129 USD
High	1.45 USD
Low	1.4125 USD
Close (prev. day)	1.45 USD
VWAP	1.425378 USD
Volume (pcs)	1,951
Trading volume	2,782.78
Number of trades	30
Last size	100

Futures and Options











Related Futures	-
Related Options	-

5Y



Information about previous performance does not guarantee future performance.
Source: FactSet

Recent research

on market			
Date		Headline	Download
2024/08/12		Global Equity Ratings	
2024/07/24		Global Equity Ratings	
2024/07/12		Global Equity Ratings	
2024/07/03		Global Strategy 3Q 2024	
2024/06/21		Global Equity Ratings	

Details

2024/08/23 18:28:55

Price

1.42 USD

Difference ▼ -2.07% (-0.03)

General attributes

ISIN	KYG3R95P1087
Symbol	ESGL
Exchange	Nasdaq
Currency	USD
Sector	-
Security type	Stock
Market cap (m)	30 EUR
Benchmark	S&P 500

Market data

Bid (Bid size)	1.42 USD (100)
Ask (Ask size)	1.44 USD (300)
Open	1.4129 USD
High	1.45 USD
Low	1.4125 USD
Close (prev. day)	1.45 USD
VWAP	1.425378 USD
Volume (pcs)	1,951
Trading volume	2,782.78
Number of trades	30
Last size	100

Performance and Risk

	6m	1Y	3Y
Perf (%)	+205.01%	-16.67%	-
Perf (abs.)	+0.97	-0.29	-
Beta	0.20	0.13	0.16
Volatility	105.88	133.05	-

5Y



Information about previous performance does not guarantee future performance.
Source: FactSet

Price data

Ø price 5 days Ø volume 5 days (pcs.)	1.43 USD (27,705)
Ø price 30 days Ø volume 30 days (pcs.)	1.28 USD (16,824)
Ø price 100 days Ø volume 100 days (pcs.)	0.98 USD (61,588)
Ø price 250 days Ø volume 250 days (pcs.)	0.76 USD (210,042)
YTD High date	1.52 USD (2024/08/16)
YTD Low date	0.41 USD (2024/03/28)
52 Weeks High date	2.05 USD (2023/08/24)
52 Weeks Low date	0.40 USD (2023/11/09)

Arbitrage views

Exchange	Date	Time	Price	Trading volume (mio.)	Number of trades
Nasdaq	2024/08/23	18:28	1.42 USD	0.00	30

Company profile

Company Logo

Company Profile

Contact Details

GENESIS UNICORN CAPITAL CORP.

--

Telefon: -

Fax: -

E-mail: -