


9 METERS BIOPHARMA INC

ISIN: **US6544052086** WKN: -

Overview

2024/06/12 18:23:13	
Price	0.0001 USD
Difference	 9,900.00% (0.00)

General attributes	
ISIN	US6544052086
Symbol	9120009366
Exchange	FINRA other OTC Issues
Currency	USD
Sector	Chemical / Pharmaceutical / Health
Security type	Stock
Market cap (m)	0 EUR
Benchmark	S&P 500











Market data	
Bid (Bid size)	-
Ask (Ask size)	-
Open	0.0001 USD
High	0.0001 USD
Low	0.0001 USD
Close (prev. day)	0.0000 USD
VWAP	0.0001 USD
Volume (pcs)	3,006
Trading volume	0.30
Number of trades	6
Last size	3,000

Futures and Options	
Related Futures	-
Related Options	-



Information about previous performance does not guarantee future performance.
Source: FactSet

Recent research

on sector		on market	
Date		Headline	Download
2024/06/14		Global Equity Ratings	
2024/05/29		Global Equity Ratings	
2024/04/26		Global Equity Ratings	
2024/04/03		Global Equity Ratings	
2024/03/13		Global Equity Ratings	

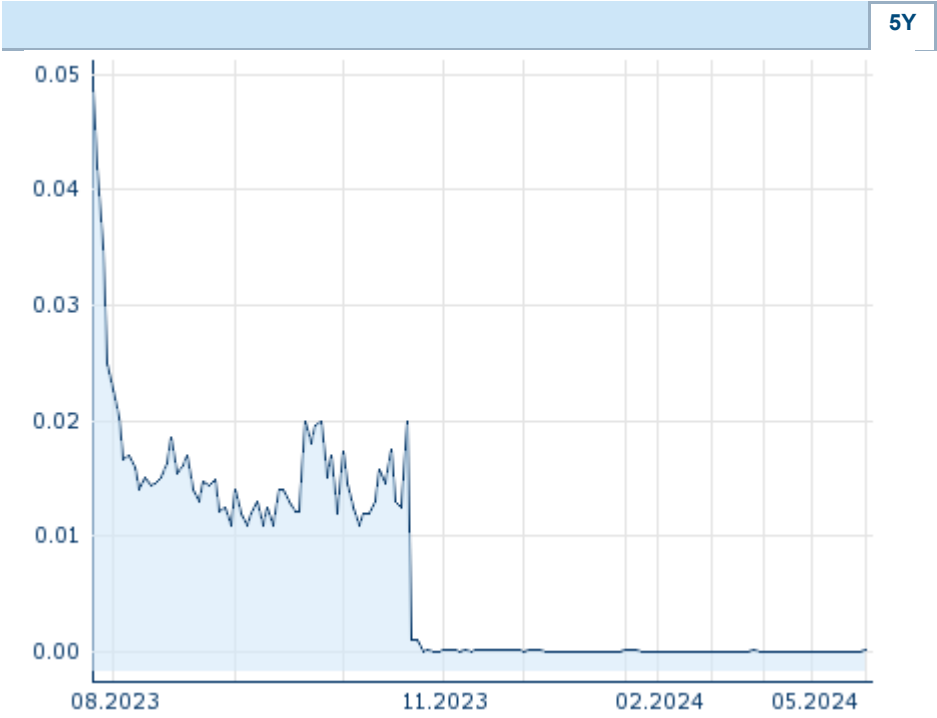
Details

2024/06/12 18:23:13	
Price	0.0001 USD
Difference	<div><div></div>9,900.00% (0.00)</div>

General attributes	
ISIN	US6544052086
Symbol	9120009366
Exchange	FINRA other OTC Issues
Currency	USD
Sector	Chemical / Pharmaceutical / Health
Security type	Stock
Market cap (m)	0 EUR
Benchmark	S&P 500

Market data	
Bid (Bid size)	-
Ask (Ask size)	-
Open	0.0001 USD
High	0.0001 USD
Low	0.0001 USD
Close (prev. day)	0.0000 USD
VWAP	0.0001 USD
Volume (pcs)	3,006
Trading volume	0.30
Number of trades	6
Last size	3,000

Performance and Risk			
	6m	1Y	3Y
Perf (%)	-	-	-
Perf (abs.)	-	-	-
Beta	0.00	-0.54	-0.15
Volatility	740.54	-	-



Price data	
Ø price 5 days Ø volume 5 days (pcs.)	0.0001 USD (697)
Ø price 30 days Ø volume 30 days (pcs.)	0.0000 USD (587)
Ø price 100 days Ø volume 100 days (pcs.)	0.0000 USD (858)
Ø price 250 days Ø volume 250 days (pcs.)	- USD (-)
YTD High date	0.0010 USD (2024/01/22)
YTD Low date	0.0000 USD (2024/01/19)
52 Weeks High date	- USD (-)
52 Weeks Low date	- USD (-)

All listings for 9 METERS BIOPHARMA INC					
Exchange	Date	Time	Price	Trading volume (mio.)	Number of trades
Stuttgart	2023/08/09	16:47	0.021 EUR	0.00	4
FINRA other OTC Issues	2024/06/12	18:23	0.0001 USD	0.00	6
Berlin	2023/08/07	08:47	0.0232 EUR	0.00	1

Company profile

Company Logo



Company Profile

-

Contact Details

9 METERS BIOPHARMA

--

Telefon: -

Fax: -

E-mail: -