

FONDUL PROPRIETATEA RON0.52

ISIN: ROFPTAACNOR5 WKN: -

Overview

2024/05/09 16:55:00

Price

1.11 RON

Difference  0.00% (0.00)

General attributes

ISIN	ROFPTAACNOR5
Symbol	FP
Exchange	London Stock Exchange European Trade Reporting
Currency	RON
Sector	-
Security type	Stock
Market cap (m)	587 EUR
Benchmark	MSCI WORLD INDEX (STRD, UHD)

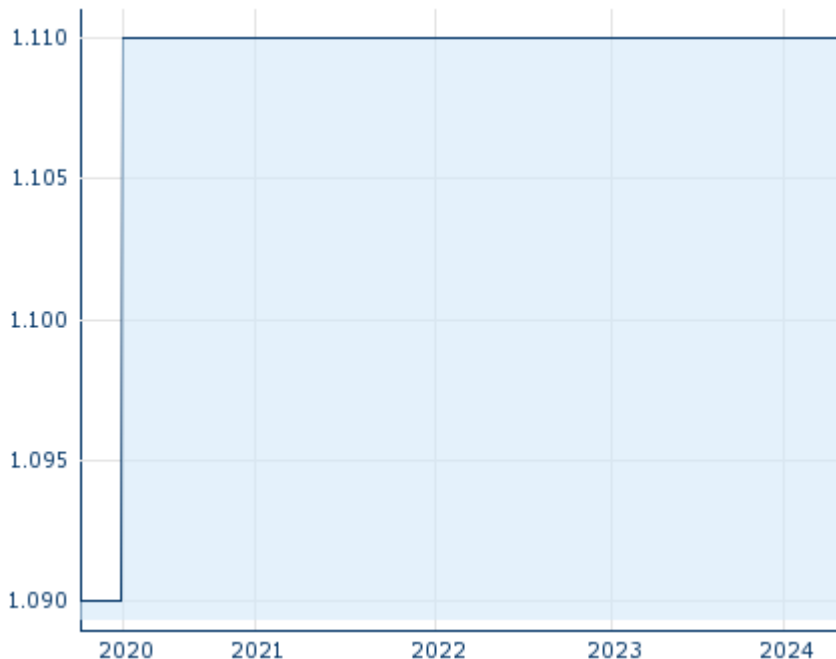
Market data

Bid (Bid size)	-
Ask (Ask size)	-
Open	1.11 RON
High	1.11 RON
Low	1.11 RON
Close (prev. day)	1.11 RON
VWAP	0.82 RON
Volume (pcs)	-
Trading volume	-
Number of trades	1
Last size	-

Futures and Options

Related Futures	-
Related Options	-

5Y







Information about previous performance does not guarantee future performance.

Source: FactSet

Recent research

on market

Date	Headline	Download
2024/03/26	 Global Strategy 2Q 2024	
2024/01/09	 Global Strategy 1Q 2024	
2023/09/29	 Global Strategy 4Q 2023	
2023/06/27	 Global Strategy 3Q 2023	
2023/04/12	 Global Strategy 2Q 2023	

Details

2024/05/09 16:55:00

Price

1.11 RON

Difference ➔ 0.00% (0.00)

General attributes

ISIN ROFPTAACNOR5

Symbol FP

Exchange London Stock Exchange
European Trade Reporting

Currency RON

Sector -

Security type Stock

Market cap (m) 587 EUR

Benchmark MSCI WORLD INDEX (STRD, UHD)

Market data

Bid (Bid size) -

Ask (Ask size) -

Open 1.11 RON

High 1.11 RON

Low 1.11 RON

Close (prev. day) 1.11 RON

VWAP 0.82 RON

Volume (pcs) -

Trading volume -

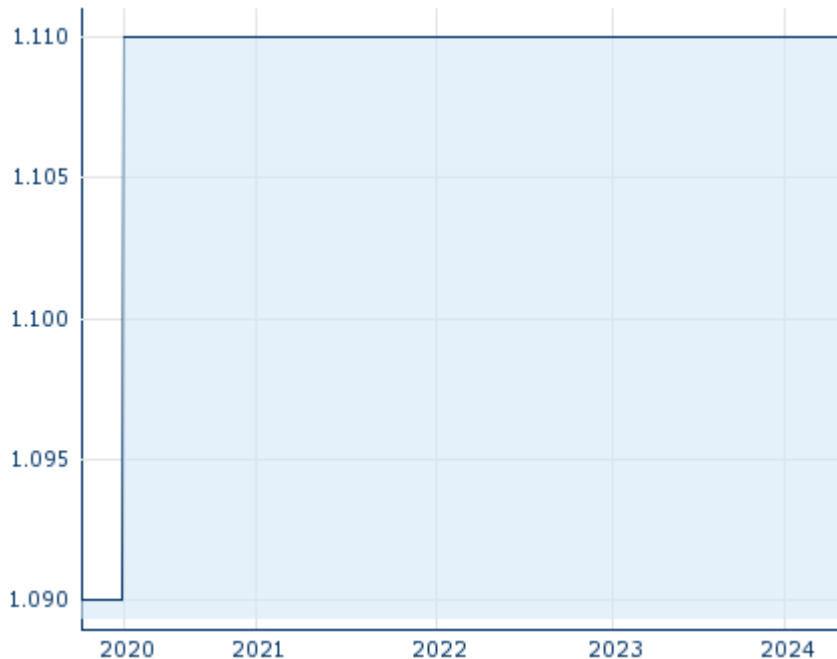
Number of trades 1

Last size -

Performance and Risk

	6m	1Y	3Y
Perf (%)	+0.00%	+0.00%	+0.00%
Perf (abs.)	+0.00	+0.00	+0.00
Beta	0.19	0.96	0.29
Volatility	0.00	0.00	0.00

5Y



Information about previous performance does not guarantee future performance.
Source: FactSet

Price data

Ø price 5 days | Ø volume 5 days (pcs.) 1.11 RON (0)

Ø price 30 days | Ø volume 30 days (pcs.) 1.11 RON (0)

Ø price 100 days | Ø volume 100 days (pcs.) 1.11 RON (0)

Ø price 250 days | Ø volume 250 days (pcs.) 1.11 RON (0)

YTD High | date 1.11 RON (2024/01/02)

YTD Low | date 1.11 RON (2024/01/02)

52 Weeks High | date 1.11 RON (2023/05/10)

52 Weeks Low | date 1.11 RON (2023/05/10)

Arbitrage views

Exchange ⊕	Date	Time	Price	Trading volume (mio.)	Number of trades
London Stock Exchange European Trade Reporting	2024/05/09	16:55	1.11 RON	0.00	1
Bucharest Stock Exchange	2024/05/10	11:38	0.516 RON	0.54	131

Company profile

Company Logo

Contact Details

SC FONDUL PROPRIETATEA

--

Telefon: -

Fax: -

E-mail: -

Company Profile

-