

## NESTE CORP. FUTURE (NEFI) - EUX/202408

2024/07/18 18:34:19

Price  
17.8169 EURDifference  2.35% (0.41)

## General attributes

Symbol	NEFIQ24
Exchange	Eurex
Currency	EUR
Security type	Future
Underlying	NESTE CORPORATION
Maturity	08-2024
Contract size	101

## Market data

Bid (Bid size)	- EUR (-)
Ask (Ask size)	- EUR (-)
Open	17.8169 EUR
High	17.8169 EUR
Low	17.8169 EUR
Close (prev. day)	17.4075 EUR
Underlying	NESTE CORPORATION
Underlying price (date)	17.76 (24/07/18)
Settlement price (date)	17.82 (24/07/18)
Open Interest	0

## Performance and Risk

	6m	1Y	3Y
Perf (%)	-44.43%	-	-
Perf (abs.)	-14.25	-	-
Beta	-	-	-
Volatility	45.00	-	-

## Futures and Options

Related Futures	-
Related Options	-

5Y









Information about previous performance does not guarantee future performance.  
Source: FactSet

## Price data

Ø price 5 days   Ø volume 5 days (pcs.)	17.2456 EUR (0)
Ø price 30 days   Ø volume 30 days (pcs.)	17.4509 EUR (0)
Ø price 100 days   Ø volume 100 days (pcs.)	21.7510 EUR (0)
Ø price 250 days   Ø volume 250 days (pcs.)	28.4015 EUR (0)
YTD High   date	33.1388 EUR (2024/01/29)
YTD Low   date	16.5406 EUR (2024/07/11)
52 Weeks High   date	- EUR (-)
52 Weeks Low   date	- EUR (-)

## Recent Research

on sector		on market	
Date		Headline	Download
2024/07/18		Akciové trhy - denní zpráva	
2024/07/17		Akciové trhy - denní zpráva	
2024/07/16		Akciové trhy - denní zpráva	
2024/07/15		Akciové trhy - denní zpráva	
2024/07/12		Global Equity Ratings	