

# VGP FUTURE (VGPF) - EUX/202408

2024/08/07 18:43:38

Price  
**96.6929** EUR

Difference  1.89% (1.79)

### General attributes

Symbol	VGPFQ24
Exchange	Eurex
Currency	EUR
Security type	Future
Underlying	VGP N.V.
Maturity	08-2024
Contract size	100

### Market data

Bid (Bid size)	- EUR (-)
Ask (Ask size)	- EUR (-)
Open	96.6929 EUR
High	96.6929 EUR
Low	96.6929 EUR
Close (prev. day)	94.9013 EUR
Underlying	VGP N.V.
Underlying price (date)	96.60 (24/08/07)
Settlement price (date)	96.69 (24/08/07)
Open Interest	0

### Performance and Risk

	6m	1Y	3Y
Perf (%)	-13.45%	-8.61%	-
Perf (abs.)	-14.75	-8.94	-
Beta	-	-	-
Volatility	25.33	30.19	-

### Futures and Options

Related Futures	-
Related Options	-

5Y












Information about previous performance does not guarantee future performance.  
Source: FactSet

### Price data

Ø price 5 days   Ø volume 5 days (pcs.)	98.9817 EUR (0)
Ø price 30 days   Ø volume 30 days (pcs.)	102.6213 EUR (0)
Ø price 100 days   Ø volume 100 days (pcs.)	104.0584 EUR (0)
Ø price 250 days   Ø volume 250 days (pcs.)	100.0820 EUR (0)
YTD High   date	113.6011 EUR (2024/01/12)
YTD Low   date	94.9013 EUR (2024/08/06)
52 Weeks High   date	113.6011 EUR (2024/01/12)
52 Weeks Low   date	76.4531 EUR (2023/10/26)

### Recent Research

on sector	on market		
Date		Headline	Download
2024/07/24		Global Equity Ratings	
2024/07/12		Global Equity Ratings	
2024/06/21		Global Equity Ratings	
2024/06/14		Global Equity Ratings	
2024/05/29		Global Equity Ratings	