

# NVIDIA CORP. FUTURE (NVDF) - EUX/202408

2024/07/18 18:34:21

Price  
**118.975** USD

Difference  -0.37% (-0.44)

### General attributes

Symbol	NVDFQ24
Exchange	Eurex
Currency	USD
Security type	Future
Underlying	NVIDIA CORP.
Maturity	08-2024
Contract size	100

### Market data

Bid (Bid size)	- USD (-)
Ask (Ask size)	- USD (-)
Open	118.975 USD
High	118.975 USD
Low	118.975 USD
Close (prev. day)	119.4168 USD
Underlying	NVIDIA CORP.
Underlying price (date)	121.09 (24/07/18)
Settlement price (date)	118.98 (24/07/18)
Open Interest	0

### Performance and Risk

	6m	1Y	3Y
Perf (%)	-79.28%	-	-
Perf (abs.)	-457.05	-	-
Beta	-	-	-
Volatility	329.04	-	-

### Futures and Options

Related Futures	-
Related Options	-

5Y










Information about previous performance does not guarantee future performance.  
Source: FactSet

### Price data

Ø price 5 days   Ø volume 5 days (pcs.)	127.304 USD (0)
Ø price 30 days   Ø volume 30 days (pcs.)	200.395 USD (0)
Ø price 100 days   Ø volume 100 days (pcs.)	711.358 USD (0)
Ø price 250 days   Ø volume 250 days (pcs.)	598.174 USD (0)
YTD High   date	1,218.002 USD (2024/06/06)
YTD Low   date	119.417 USD (2024/07/17)
52 Weeks High   date	- USD (-)
52 Weeks Low   date	- USD (-)

### Recent Research

on underlying	on sector	on market	
Date		Headline	Download
2024/07/12		Global Equity Ratings	
2024/06/21		Global Equity Ratings	
2024/06/14		Global Equity Ratings	
2024/05/29		Global Equity Ratings	
2024/04/26		Global Equity Ratings	