

KONECRANES OYJ FUTURE (KCRF) - EUX/202408

2024/08/15 18:48:14

Price
60.7065 EUR

Difference  1.75% (1.04)

General attributes

Symbol	KCRFQ24
Exchange	Eurex
Currency	EUR
Security type	Future
Underlying	KONECRANES ABP
Maturity	08-2024
Contract size	100

Market data

Bid (Bid size)	- EUR (-)
Ask (Ask size)	- EUR (-)
Open	60.7065 EUR
High	60.7065 EUR
Low	60.7065 EUR
Close (prev. day)	59.6628 EUR
Underlying	KONECRANES ABP
Underlying price (date)	60.25 (24/08/16)
Settlement price (date)	60.71 (24/08/15)
Open Interest	0

Performance and Risk

	6m	1Y	3Y
Perf (%)	+28.75%	+96.07%	-
Perf (abs.)	+13.56	+29.74	-
Beta	-	-	-
Volatility	33.74	29.65	-

Futures and Options

Related Futures	-
Related Options	-

5Y











Information about previous performance does not guarantee future performance.
Source: FactSet

Price data

Ø price 5 days Ø volume 5 days (pcs.)	60.3320 EUR (0)
Ø price 30 days Ø volume 30 days (pcs.)	57.7957 EUR (0)
Ø price 100 days Ø volume 100 days (pcs.)	53.8977 EUR (0)
Ø price 250 days Ø volume 250 days (pcs.)	44.2528 EUR (0)
YTD High date	64.6608 EUR (2024/07/31)
YTD Low date	38.3031 EUR (2024/01/11)
52 Weeks High date	64.6608 EUR (2024/07/31)
52 Weeks Low date	28.8047 EUR (2023/10/25)

Recent Research

on sector		on market	
Date		Headline	Download
2024/08/12		Global Equity Ratings	
2024/07/24		Global Equity Ratings	
2024/07/12		Global Equity Ratings	
2024/06/21		Global Equity Ratings	
2024/06/14		Global Equity Ratings	