

KONECRANES OYJ FUTURE (KCRF) - EUX/202408

2024/07/26 18:35:29

Price
60.1393 EURDifference  14.16% (7.46)

General attributes

Symbol	KCRFQ24
Exchange	Eurex
Currency	EUR
Security type	Future
Underlying	KONECRANES ABP
Maturity	08-2024
Contract size	100

Market data

Bid (Bid size)	- EUR (-)
Ask (Ask size)	- EUR (-)
Open	60.1393 EUR
High	60.1393 EUR
Low	60.1393 EUR
Close (prev. day)	52.6778 EUR
Underlying	KONECRANES ABP
Underlying price (date)	60.00 (24/07/26)
Settlement price (date)	60.14 (24/07/26)
Open Interest	0

Performance and Risk

	6m	1Y	3Y
Perf (%)	+50.30%	+86.29%	-
Perf (abs.)	+20.13	+27.86	-
Beta	-	-	-
Volatility	32.96	28.63	-

Futures and Options

Related Futures	-
Related Options	-

5Y












Information about previous performance does not guarantee future performance.
Source: FactSet

Price data

Ø price 5 days Ø volume 5 days (pcs.)	55.5106 EUR (0)
Ø price 30 days Ø volume 30 days (pcs.)	54.6167 EUR (0)
Ø price 100 days Ø volume 100 days (pcs.)	52.2471 EUR (0)
Ø price 250 days Ø volume 250 days (pcs.)	42.5800 EUR (0)
YTD High date	60.1393 EUR (2024/07/26)
YTD Low date	38.3031 EUR (2024/01/11)
52 Weeks High date	60.1393 EUR (2024/07/26)
52 Weeks Low date	28.8047 EUR (2023/10/25)

Recent Research

on sector		on market	
Date		Headline	Download
2024/07/24		Global Equity Ratings	
2024/07/12		Global Equity Ratings	
2024/06/21		Global Equity Ratings	
2024/06/14		Global Equity Ratings	
2024/05/29		Global Equity Ratings	