

KONECRANES OYJ FUTURE (KCRF) - EUX/202408

2024/07/04 18:48:27

Price
55.2114 EURDifference  0.54% (0.30)

General attributes

Symbol	KCRFQ24
Exchange	Eurex
Currency	EUR
Security type	Future
Underlying	KONECRANES ABP
Maturity	08-2024
Contract size	100

Market data

Bid (Bid size)	- EUR (-)
Ask (Ask size)	- EUR (-)
Open	55.2114 EUR
High	55.2114 EUR
Low	55.2114 EUR
Close (prev. day)	54.916 EUR
Underlying	KONECRANES ABP
Underlying price (date)	54.95 (24/07/04)
Settlement price (date)	55.21 (24/07/04)
Open Interest	0

Performance and Risk

	6m	1Y	3Y
Perf (%)	+39.57%	-	-
Perf (abs.)	+15.65	-	-
Beta	-	-	-
Volatility	26.38	-	-

Futures and Options

Related Futures	-
Related Options	-

5Y











Information about previous performance does not guarantee future performance.
Source: FactSet

Price data

Ø price 5 days Ø volume 5 days (pcs.)	54.4721 EUR (0)
Ø price 30 days Ø volume 30 days (pcs.)	53.8276 EUR (0)
Ø price 100 days Ø volume 100 days (pcs.)	51.0599 EUR (0)
Ø price 250 days Ø volume 250 days (pcs.)	- EUR (-)
YTD High date	56.0556 EUR (2024/06/12)
YTD Low date	38.3031 EUR (2024/01/11)
52 Weeks High date	- EUR (-)
52 Weeks Low date	- EUR (-)

Recent Research

on sector		on market	
Date		Headline	Download
2024/06/21		Global Equity Ratings	
2024/06/14		Global Equity Ratings	
2024/05/29		Global Equity Ratings	
2024/04/26		Global Equity Ratings	
2024/04/03		Global Equity Ratings	