

ANHEU.-BUSCH IN.STOCK TRACKING FUTURE (1ITK) - EUX/202408

2024/07/26 18:47:32

5Y

Price
56.2904 EUR
 Difference  0.53% (0.29)

General attributes

Symbol	1ITKQ24
Exchange	Eurex
Currency	EUR
Security type	Future
Underlying	ANHEUSER-BUSCH INBEV SA
Maturity	08-2024
Contract size	100

Market data

Bid (Bid size)	- EUR (-)
Ask (Ask size)	- EUR (-)
Open	56.2904 EUR
High	56.2904 EUR
Low	56.2904 EUR
Close (prev. day)	55.9959 EUR
Underlying	ANHEUSER-BUSCH INBEV SA
Underlying price (date)	56.16 (24/07/26)
Settlement price (date)	56.29 (24/07/26)
Open Interest	0

Performance and Risk

	6m	1Y	3Y
Perf (%)	-3.92%	+1.87%	-
Perf (abs.)	-2.30	+1.03	-
Beta	-	-	-
Volatility	19.00	18.30	-

Futures and Options

Related Futures	-
Related Options	-











Information about previous performance does not guarantee future performance.
 Source: FactSet

Price data

Ø price 5 days Ø volume 5 days (pcs.)	56.0462 EUR (0)
Ø price 30 days Ø volume 30 days (pcs.)	55.7535 EUR (0)
Ø price 100 days Ø volume 100 days (pcs.)	57.1401 EUR (0)
Ø price 250 days Ø volume 250 days (pcs.)	57.0009 EUR (0)
YTD High date	62.7244 EUR (2024/05/17)
YTD Low date	54.4134 EUR (2024/06/28)
52 Weeks High date	62.7244 EUR (2024/05/17)
52 Weeks Low date	51.3594 EUR (2023/10/06)

Recent Research

on underlying	on sector	on market	
Date		Headline	Download
2024/07/24		Global Equity Ratings	
2024/07/12		Global Equity Ratings	
2024/06/21		Global Equity Ratings	
2024/06/14		Global Equity Ratings	
2024/05/29		Global Equity Ratings	