

IMMOFINANZ AG FUTURE (IMOF) - EUX/202408

2024/05/10 18:29:27

Price
24.1039 EUR
 Difference  -0.01% (-0.00)

General attributes

Symbol	IMOFQ24
Exchange	Eurex
Currency	EUR
Security type	Future
Underlying	IMMOFINANZ AG
Maturity	08-2024
Contract size	100

Market data

Bid (Bid size)	- EUR (-)
Ask (Ask size)	- EUR (-)
Open	24.1039 EUR
High	24.1039 EUR
Low	24.1039 EUR
Close (prev. day)	24.1058 EUR
Underlying	IMMOFINANZ AG
Underlying price (date)	23.85 (24/05/10)
Settlement price (date)	24.10 (24/05/10)
Open Interest	0

Performance and Risk

	6m	1Y	3Y
Perf (%)	+27.90%	-	-
Perf (abs.)	+5.26	-	-
Beta	-	-	-
Volatility	16.28	-	-

Futures and Options

Related Futures	-
Related Options	-

5Y







Information about previous performance does not guarantee future performance.
 Source: FactSet

Price data

Ø price 5 days Ø volume 5 days (pcs.)	24.0884 EUR (0)
Ø price 30 days Ø volume 30 days (pcs.)	23.5761 EUR (0)
Ø price 100 days Ø volume 100 days (pcs.)	22.2690 EUR (0)
Ø price 250 days Ø volume 250 days (pcs.)	- EUR (-)
YTD High date	24.1589 EUR (2024/05/08)
YTD Low date	21.1375 EUR (2024/02/28)
52 Weeks High date	- EUR (-)
52 Weeks Low date	- EUR (-)

Recent Research

on sector		on market	
Date		Headline	Download
2024/04/26		Global Equity Ratings	
2024/04/03		Global Equity Ratings	
2024/03/13		Global Equity Ratings	
2024/02/22		Global Equity Ratings	
2024/02/14		Global Equity Ratings	