

KONE OYJ FUTURE (KC4L) - EUX/202408

2024/07/26 18:35:29

Price
46.4075 EURDifference  1.46% (0.67)

General attributes

Symbol	KC4LQ24
Exchange	Eurex
Currency	EUR
Security type	Future
Underlying	KONE OYJ
Maturity	08-2024
Contract size	100

Market data

Bid (Bid size)	- EUR (-)
Ask (Ask size)	- EUR (-)
Open	46.4075 EUR
High	46.4075 EUR
Low	46.4075 EUR
Close (prev. day)	45.741 EUR
Underlying	KONE OYJ
Underlying price (date)	46.30 (24/07/26)
Settlement price (date)	46.41 (24/07/26)
Open Interest	0

Performance and Risk

	6m	1Y	3Y
Perf (%)	+1.35%	-1.52%	-
Perf (abs.)	+0.62	-0.71	-
Beta	-	-	-
Volatility	18.82	21.09	-

Futures and Options

Related Futures	-
Related Options	-













Information about previous performance does not guarantee future performance.
Source: FactSet

Price data

Ø price 5 days Ø volume 5 days (pcs.)	46.2173 EUR (0)
Ø price 30 days Ø volume 30 days (pcs.)	46.8786 EUR (0)
Ø price 100 days Ø volume 100 days (pcs.)	46.3630 EUR (0)
Ø price 250 days Ø volume 250 days (pcs.)	44.0155 EUR (0)
YTD High date	51.6420 EUR (2024/05/16)
YTD Low date	42.0410 EUR (2024/01/17)
52 Weeks High date	51.6420 EUR (2024/05/16)
52 Weeks Low date	38.0460 EUR (2023/10/24)

Recent Research

on underlying	on sector	on market		
Date			Headline	Download
2023/10/27			Global Equity Ratings	
2023/09/29			Global Equity Ratings	
2023/09/08			Global Equity Ratings	
2023/08/22			Global Equity Ratings	
2023/08/17			Global Equity Ratings	

5Y