

KONE OYJ FUTURE (KC4L) - EUX/202408

2024/07/26 18:35:29

Price
46.4075 EURDifference  1.46% (0.67)

General attributes

| | |
|---------------|----------|
| Symbol | KC4LQ24 |
| Exchange | Eurex |
| Currency | EUR |
| Security type | Future |
| Underlying | KONE OYJ |
| Maturity | 08-2024 |
| Contract size | 100 |

Market data

| | |
|-------------------------|------------------|
| Bid (Bid size) | - EUR (-) |
| Ask (Ask size) | - EUR (-) |
| Open | 46.4075 EUR |
| High | 46.4075 EUR |
| Low | 46.4075 EUR |
| Close (prev. day) | 45.741 EUR |
| Underlying | KONE OYJ |
| Underlying price (date) | 46.30 (24/07/26) |
| Settlement price (date) | 46.41 (24/07/26) |
| Open Interest | 0 |

Performance and Risk

| | 6m | 1Y | 3Y |
|-------------|--------|--------|----|
| Perf (%) | +1.35% | -1.52% | - |
| Perf (abs.) | +0.62 | -0.71 | - |
| Beta | - | - | - |
| Volatility | 18.82 | 21.09 | - |

Futures and Options

| | |
|-----------------|---|
| Related Futures | - |
| Related Options | - |












5Y

Information about previous performance does not guarantee future performance.
Source: FactSet

Price data

| | |
|---|--------------------------|
| Ø price 5 days Ø volume 5 days (pcs.) | 46.2173 EUR (0) |
| Ø price 30 days Ø volume 30 days (pcs.) | 46.8786 EUR (0) |
| Ø price 100 days Ø volume 100 days (pcs.) | 46.3630 EUR (0) |
| Ø price 250 days Ø volume 250 days (pcs.) | 44.0155 EUR (0) |
| YTD High date | 51.6420 EUR (2024/05/16) |
| YTD Low date | 42.0410 EUR (2024/01/17) |
| 52 Weeks High date | 51.6420 EUR (2024/05/16) |
| 52 Weeks Low date | 38.0460 EUR (2023/10/24) |

Recent Research

| on underlying | on sector | on market | |
|---------------|---|-----------------------|---|
| Date | | Headline | Download |
| 2023/10/27 |  | Global Equity Ratings |  |
| 2023/09/29 |  | Global Equity Ratings |  |
| 2023/09/08 |  | Global Equity Ratings |  |
| 2023/08/22 |  | Global Equity Ratings |  |
| 2023/08/17 |  | Global Equity Ratings |  |