

KONE OYJ FUTURE (KC4L) - EUX/202408

2024/05/21 18:43:49

Price
49.3736 EURDifference  -0.94% (-0.47)

General attributes

Symbol	KC4LQ24
Exchange	Eurex
Currency	EUR
Security type	Future
Underlying	KONE OYJ
Maturity	08-2024
Contract size	100

Market data

Bid (Bid size)	- EUR (-)
Ask (Ask size)	- EUR (-)
Open	49.3736 EUR
High	49.3736 EUR
Low	49.3736 EUR
Close (prev. day)	49.8434 EUR
Underlying	KONE OYJ
Underlying price (date)	48.92 (24/05/21)
Settlement price (date)	49.37 (24/05/21)
Open Interest	0

Performance and Risk

	6m	1Y	3Y
Perf (%)	+20.06%	-	-
Perf (abs.)	+8.33	-	-
Beta	-	-	-
Volatility	22.42	-	-

Futures and Options

Related Futures	-
Related Options	-













Information about previous performance does not guarantee future performance.
Source: FactSet

Price data

Ø price 5 days Ø volume 5 days (pcs.)	50.5393 EUR (0)
Ø price 30 days Ø volume 30 days (pcs.)	46.5670 EUR (0)
Ø price 100 days Ø volume 100 days (pcs.)	45.1485 EUR (0)
Ø price 250 days Ø volume 250 days (pcs.)	- EUR (-)
YTD High date	51.6420 EUR (2024/05/16)
YTD Low date	42.0410 EUR (2024/01/17)
52 Weeks High date	- EUR (-)
52 Weeks Low date	- EUR (-)

Recent Research

on underlying	on sector	on market	
Date		Headline	Download
2023/10/27		Global Equity Ratings	
2023/09/29		Global Equity Ratings	
2023/09/08		Global Equity Ratings	
2023/08/22		Global Equity Ratings	
2023/08/17		Global Equity Ratings	

5Y