

KONE OYJ FUTURE (KC4L) - EUX/202408

2024/05/17 19:05:08

Price
50.8702 EURDifference  -1.49% (-0.77)

General attributes

Symbol	KC4LQ24
Exchange	Eurex
Currency	EUR
Security type	Future
Underlying	KONE OYJ
Maturity	08-2024
Contract size	100

Market data

Bid (Bid size)	- EUR (-)
Ask (Ask size)	- EUR (-)
Open	50.8702 EUR
High	50.8702 EUR
Low	50.8702 EUR
Close (prev. day)	51.642 EUR
Underlying	KONE OYJ
Underlying price (date)	50.38 (24/05/17)
Settlement price (date)	50.87 (24/05/17)
Open Interest	0

Performance and Risk

	6m	1Y	3Y
Perf (%)	+23.56%	-	-
Perf (abs.)	+9.70	-	-
Beta	-	-	-
Volatility	22.23	-	-

Futures and Options

Related Futures	-
Related Options	-












5Y

Information about previous performance does not guarantee future performance.
Source: FactSet

Price data

Ø price 5 days Ø volume 5 days (pcs.)	50.4537 EUR (0)
Ø price 30 days Ø volume 30 days (pcs.)	46.3574 EUR (0)
Ø price 100 days Ø volume 100 days (pcs.)	45.0925 EUR (0)
Ø price 250 days Ø volume 250 days (pcs.)	- EUR (-)
YTD High date	51.6420 EUR (2024/05/16)
YTD Low date	42.0410 EUR (2024/01/17)
52 Weeks High date	- EUR (-)
52 Weeks Low date	- EUR (-)

Recent Research

on underlying	on sector	on market	
Date		Headline	Download
2023/10/27		Global Equity Ratings	
2023/09/29		Global Equity Ratings	
2023/09/08		Global Equity Ratings	
2023/08/22		Global Equity Ratings	
2023/08/17		Global Equity Ratings	