

SANOFI S.A. FUTURE (SNWG) - EUX/202408

2024/08/15 18:48:35

Price
97.9605 EUR

Difference  0.36% (0.35)

General attributes

Symbol	SNWQQ24
Exchange	Eurex
Currency	EUR
Security type	Future
Underlying	SANOFI S.A.
Maturity	08-2024
Contract size	100

Market data

Bid (Bid size)	98.2638 EUR (5)
Ask (Ask size)	98.4603 EUR (5)
Open	97.9605 EUR
High	97.9605 EUR
Low	97.9605 EUR
Close (prev. day)	97.6109 EUR
Underlying	SANOFI S.A.
Underlying price (date)	98.36 (24/08/16)
Settlement price (date)	97.96 (24/08/15)
Open Interest	0

Performance and Risk

	6m	1Y	3Y
Perf (%)	+15.34%	+0.27%	-
Perf (abs.)	+13.03	+0.26	-
Beta	-	-	-
Volatility	18.74	28.11	-

Futures and Options

Related Futures	-
Related Options	-












5Y

Information about previous performance does not guarantee future performance.
Source: FactSet

Price data

Ø price 5 days Ø volume 5 days (pcs.)	96.9471 EUR (0)
Ø price 30 days Ø volume 30 days (pcs.)	94.6392 EUR (0)
Ø price 100 days Ø volume 100 days (pcs.)	90.7210 EUR (0)
Ø price 250 days Ø volume 250 days (pcs.)	91.3039 EUR (0)
YTD High date	97.9605 EUR (2024/08/15)
YTD Low date	83.0052 EUR (2024/04/18)
52 Weeks High date	104.5291 EUR (2023/09/20)
52 Weeks Low date	81.0500 EUR (2023/10/27)

Recent Research

on underlying	on sector	on market		
Date			Headline	Download
2024/08/12			Global Equity Ratings	
2024/07/24			Global Equity Ratings	
2024/07/12			Global Equity Ratings	
2024/06/21			Global Equity Ratings	
2024/06/14			Global Equity Ratings	