

# SANOFI S.A. FUTURE (SNWG) - EUX/202408

2024/06/14 18:39:28

Price  
**87.0397** EUR

Difference  -1.72% (-1.52)

### General attributes

Symbol	SNWQ24
Exchange	Eurex
Currency	EUR
Security type	Future
Underlying	SANOFI S.A.
Maturity	08-2024
Contract size	100

### Market data

Bid (Bid size)	- EUR (-)
Ask (Ask size)	- EUR (-)
Open	87.0397 EUR
High	87.0397 EUR
Low	87.0397 EUR
Close (prev. day)	88.561 EUR
Underlying	SANOFI S.A.
Underlying price (date)	86.80 (24/06/17)
Settlement price (date)	87.04 (24/06/14)
Open Interest	0

### Performance and Risk

	6m	1Y	3Y
Perf (%)	-0.20%	-	-
Perf (abs.)	-0.17	-	-
Beta	-	-	-
Volatility	17.72	-	-

### Futures and Options

Related Futures	-
Related Options	-












5Y

Information about previous performance does not guarantee future performance.  
Source: FactSet

### Price data

Ø price 5 days   Ø volume 5 days (pcs.)	89.4111 EUR (0)
Ø price 30 days   Ø volume 30 days (pcs.)	90.5435 EUR (0)
Ø price 100 days   Ø volume 100 days (pcs.)	87.8716 EUR (0)
Ø price 250 days   Ø volume 250 days (pcs.)	- EUR (-)
YTD High   date	94.6853 EUR (2024/01/12)
YTD Low   date	83.0052 EUR (2024/04/18)
52 Weeks High   date	- EUR (-)
52 Weeks Low   date	- EUR (-)

### Recent Research

on underlying	on sector	on market	
Date		Headline	Download
2024/06/14		Global Equity Ratings	
2024/05/29		Global Equity Ratings	
2024/04/26		Global Equity Ratings	
2024/04/03		Global Equity Ratings	
2024/03/13		Global Equity Ratings	