

LENZING AG FUTURE (LENH) - EUX/202408

2024/07/12 18:58:47

Price
33.5794 EUR

Difference  1.20% (0.40)

General attributes

Symbol	LENHQ24
Exchange	Eurex
Currency	EUR
Security type	Future
Underlying	LENZING AG
Maturity	08-2024
Contract size	100

Market data

Bid (Bid size)	- EUR (-)
Ask (Ask size)	- EUR (-)
Open	33.5794 EUR
High	33.5794 EUR
Low	33.5794 EUR
Close (prev. day)	33.1816 EUR
Underlying	LENZING AG
Underlying price (date)	33.45 (24/07/12)
Settlement price (date)	33.58 (24/07/12)
Open Interest	0

Performance and Risk

	6m	1Y	3Y
Perf (%)	+1.09%	-	-
Perf (abs.)	+0.36	-	-
Beta	-	-	-
Volatility	51.95	-	-

Futures and Options

Related Futures	-
Related Options	-

5Y












Information about previous performance does not guarantee future performance.
Source: FactSet

Price data

Ø price 5 days Ø volume 5 days (pcs.)	33.3760 EUR (0)
Ø price 30 days Ø volume 30 days (pcs.)	34.2814 EUR (0)
Ø price 100 days Ø volume 100 days (pcs.)	32.6839 EUR (0)
Ø price 250 days Ø volume 250 days (pcs.)	- EUR (-)
YTD High date	37.4669 EUR (2024/06/13)
YTD Low date	25.2619 EUR (2024/03/18)
52 Weeks High date	- EUR (-)
52 Weeks Low date	- EUR (-)

Recent Research

on sector		on market	
Date		Headline	Download
2024/07/12		Global Equity Ratings	
2024/06/21		Global Equity Ratings	
2024/06/14		Global Equity Ratings	
2024/05/29		Global Equity Ratings	
2024/04/26		Global Equity Ratings	