

KERING S.A. FUTURE (PPXH) - EUX/202408

2024/06/17 18:36:18

Price
306.6956 EURDifference  0.68% (2.06)

General attributes

Symbol	PPXHQ24
Exchange	Eurex
Currency	EUR
Security type	Future
Underlying	KERING S.A.
Maturity	08-2024
Contract size	100

Market data

Bid (Bid size)	- EUR (-)
Ask (Ask size)	- EUR (-)
Open	306.6956 EUR
High	306.6956 EUR
Low	306.6956 EUR
Close (prev. day)	304.6338 EUR
Underlying	KERING S.A.
Underlying price (date)	313.10 (24/06/18)
Settlement price (date)	306.70 (24/06/17)
Open Interest	0

Performance and Risk

	6m	1Y	3Y
Perf (%)	-26.38%	-	-
Perf (abs.)	-109.92	-	-
Beta	-	-	-
Volatility	32.43	-	-

Futures and Options

Related Futures	-
Related Options	-












5Y

Information about previous performance does not guarantee future performance.
Source: FactSet

Price data

Ø price 5 days Ø volume 5 days (pcs.)	313.7919 EUR (0)
Ø price 30 days Ø volume 30 days (pcs.)	329.7044 EUR (0)
Ø price 100 days Ø volume 100 days (pcs.)	366.8920 EUR (0)
Ø price 250 days Ø volume 250 days (pcs.)	- EUR (-)
YTD High date	434.1073 EUR (2024/02/22)
YTD Low date	304.6338 EUR (2024/06/14)
52 Weeks High date	- EUR (-)
52 Weeks Low date	- EUR (-)

Recent Research

on underlying	on sector	on market		
Date			Headline	Download
2024/02/14			Global Equity Ratings	
2024/01/23			Global Equity Ratings	
2023/12/21			Global Equity Ratings	
2023/12/07			Global Equity Ratings	
2023/11/24			Global Equity Ratings	