

## KERING S.A. FUTURE (PPXH) - EUX/202408

2024/06/14 18:39:17

Price  
**304.6338** EURDifference  -3.84% (-12.17)

## General attributes

Symbol	PPXHQ24
Exchange	Eurex
Currency	EUR
Security type	Future
Underlying	KERING S.A.
Maturity	08-2024
Contract size	100

## Market data

Bid (Bid size)	- EUR (-)
Ask (Ask size)	- EUR (-)
Open	304.6338 EUR
High	304.6338 EUR
Low	304.6338 EUR
Close (prev. day)	316.8071 EUR
Underlying	KERING S.A.
Underlying price (date)	302.50 (24/06/14)
Settlement price (date)	304.63 (24/06/14)
Open Interest	0

## Performance and Risk

	6m	1Y	3Y
Perf (%)	-28.52%	-	-
Perf (abs.)	-121.57	-	-
Beta	-	-	-
Volatility	32.59	-	-

## Futures and Options

Related Futures	-
Related Options	-












5Y

Information about previous performance does not guarantee future performance.  
Source: FactSet

## Price data

Ø price 5 days   Ø volume 5 days (pcs.)	318.5356 EUR (0)
Ø price 30 days   Ø volume 30 days (pcs.)	330.4929 EUR (0)
Ø price 100 days   Ø volume 100 days (pcs.)	367.4750 EUR (0)
Ø price 250 days   Ø volume 250 days (pcs.)	- EUR (-)
YTD High   date	434.1073 EUR (2024/02/22)
YTD Low   date	304.6338 EUR (2024/06/14)
52 Weeks High   date	- EUR (-)
52 Weeks Low   date	- EUR (-)

## Recent Research

on underlying	on sector	on market		
Date			Headline	Download
2024/02/14			Global Equity Ratings	
2024/01/23			Global Equity Ratings	
2023/12/21			Global Equity Ratings	
2023/12/07			Global Equity Ratings	
2023/11/24			Global Equity Ratings	