

COSMO PHARMACEUTICALS N.V. FUTURE (CPHF) - EUX/202408

2024/07/17 18:45:28

Price
69.9715 CHF

Difference  -1.97% (-1.40)

General attributes

| | |
|---------------|--------------------------|
| Symbol | CPHFQ24 |
| Exchange | Eurex |
| Currency | CHF |
| Security type | Future |
| Underlying | COSMO PHARMACEUTICALS NV |
| Maturity | 08-2024 |
| Contract size | 100 |

Market data

| | |
|-------------------------|--------------------------|
| Bid (Bid size) | - CHF (-) |
| Ask (Ask size) | - CHF (-) |
| Open | 69.9715 CHF |
| High | 69.9715 CHF |
| Low | 69.9715 CHF |
| Close (prev. day) | 71.3753 CHF |
| Underlying | COSMO PHARMACEUTICALS NV |
| Underlying price (date) | 69.90 (24/07/17) |
| Settlement price (date) | 69.97 (24/07/17) |
| Open Interest | 0 |

Performance and Risk

| | 6m | 1Y | 3Y |
|-------------|---------|----|----|
| Perf (%) | +16.68% | - | - |
| Perf (abs.) | +10.00 | - | - |
| Beta | - | - | - |
| Volatility | 24.69 | - | - |

Futures and Options

| | |
|-----------------|---|
| Related Futures | - |
| Related Options | - |

5Y












Information about previous performance does not guarantee future performance.
Source: FactSet

Price data

| | |
|---|--------------------------|
| Ø price 5 days Ø volume 5 days (pcs.) | 70.8603 CHF (0) |
| Ø price 30 days Ø volume 30 days (pcs.) | 70.3249 CHF (0) |
| Ø price 100 days Ø volume 100 days (pcs.) | 69.2314 CHF (0) |
| Ø price 250 days Ø volume 250 days (pcs.) | 55.7655 CHF (0) |
| YTD High date | 73.8245 CHF (2024/04/24) |
| YTD Low date | 50.5272 CHF (2024/01/02) |
| 52 Weeks High date | - CHF (-) |
| 52 Weeks Low date | - CHF (-) |

Recent Research

| on sector | on market | | |
|------------|---|-----------------------|---|
| Date | | Headline | Download |
| 2024/07/12 |  | Global Equity Ratings |  |
| 2024/06/21 |  | Global Equity Ratings |  |
| 2024/06/14 |  | Global Equity Ratings |  |
| 2024/05/29 |  | Global Equity Ratings |  |
| 2024/04/26 |  | Global Equity Ratings |  |