


# FREEMPORT-MCMORAN INC. FUTURE (FCXG) - EUX/202408

2024/07/16 18:50:18

**Price**  
**49.7545** USD

**Difference**  **-2.67% (-1.36)**

**General attributes**

**Symbol** FCXGQ24  
**Exchange** Eurex  
**Currency** USD  
**Security type** Future  
**Underlying** FREEMPORT-MCMORAN COPPER & GOLD INC  
**Maturity** 08-2024  
**Contract size** 100

**Market data**

**Bid (Bid size)** - USD (-)  
**Ask (Ask size)** - USD (-)  
**Open** 49.7545 USD  
**High** 49.7545 USD  
**Low** 49.7545 USD  
**Close (prev. day)** 51.1181 USD  
**Underlying** FREEMPORT-MCMORAN COPPER & GOLD INC  
**Underlying price (date)** 50.07 (24/07/16)  
**Settlement price (date)** 49.75 (24/07/16)  
**Open Interest** 0

**Performance and Risk**

	6m	1Y	3Y
<b>Perf (%)</b>	+23.50%	-	-
<b>Perf (abs.)</b>	+9.47	-	-
<b>Beta</b>	-	-	-
<b>Volatility</b>	34.79	-	-

**Futures and Options**

**Related Futures** -  
**Related Options** -







Information about previous performance does not guarantee future performance.  
 Source: FactSet

**Price data**

**Ø price 5 days | Ø volume 5 days (pcs.)** 51.1673 USD (0)  
**Ø price 30 days | Ø volume 30 days (pcs.)** 49.8555 USD (0)  
**Ø price 100 days | Ø volume 100 days (pcs.)** 48.7118 USD (0)  
**Ø price 250 days | Ø volume 250 days (pcs.)** - USD (-)  
**YTD High | date** 55.3788 USD (2024/05/20)  
**YTD Low | date** 37.3168 USD (2024/02/13)  
**52 Weeks High | date** - USD (-)  
**52 Weeks Low | date** - USD (-)

**Recent Research**

on sector		on market	
Date		Headline	Download
2024/07/16		Akciové trhy - denní zpráva	
2024/07/15		Akciové trhy - denní zpráva	
2024/07/12		Global Equity Ratings	
2024/07/12		Akciové trhy - denní zpráva	
2024/07/11		Akciové trhy - denní zpráva	