

# AMERICAN AIRLINES GROUP INC. FUTURE (ALFF) - EUX/202408

2024/07/26 18:34:50

**Price**  
**10.3226** USD

**Difference**  **-2.71% (-0.29)**

### General attributes

Symbol	ALFFQ24
Exchange	Eurex
Currency	USD
Security type	Future
Underlying	AMERICAN AIRLINES GROUP INC.
Maturity	08-2024
Contract size	100

### Market data

Bid (Bid size)	- USD (-)
Ask (Ask size)	- USD (-)
Open	10.3226 USD
High	10.3226 USD
Low	10.3226 USD
Close (prev. day)	10.6103 USD
Underlying	AMERICAN AIRLINES GROUP INC.
Underlying price (date)	10.62 (24/07/26)
Settlement price (date)	10.32 (24/07/26)
Open Interest	0

### Performance and Risk

	6m	1Y	3Y
Perf (%)	-33.15%	-40.03%	-
Perf (abs.)	-5.12	-6.89	-
Beta	-	-	-
Volatility	39.64	39.46	-

### Futures and Options

Related Futures	-
Related Options	-

5Y











Information about previous performance does not guarantee future performance.  
Source: FactSet

### Price data

Ø price 5 days   Ø volume 5 days (pcs.)	10.4796 USD (0)
Ø price 30 days   Ø volume 30 days (pcs.)	10.9570 USD (0)
Ø price 100 days   Ø volume 100 days (pcs.)	12.9737 USD (0)
Ø price 250 days   Ø volume 250 days (pcs.)	13.5613 USD (0)
YTD High   date	15.8816 USD (2024/02/27)
YTD Low   date	10.2909 USD (2024/07/24)
52 Weeks High   date	17.3518 USD (2023/07/28)
52 Weeks Low   date	10.2909 USD (2024/07/24)

### Recent Research

on sector	on market	Date	Headline	Download
		2024/07/24	 Global Equity Ratings	
		2024/07/12	 Global Equity Ratings	
		2024/06/21	 Global Equity Ratings	
		2024/06/14	 Global Equity Ratings	
		2024/05/29	 Global Equity Ratings	