

# AMERICAN AIRLINES GROUP INC. FUTURE (ALFF) - EUX/202408

2024/07/17 18:45:13

**Price**  
11.0005 USD

**Difference**  -0.20% (-0.02)

### General attributes

Symbol	ALFFQ24
Exchange	Eurex
Currency	USD
Security type	Future
Underlying	AMERICAN AIRLINES GROUP INC.
Maturity	08-2024
Contract size	100

### Market data

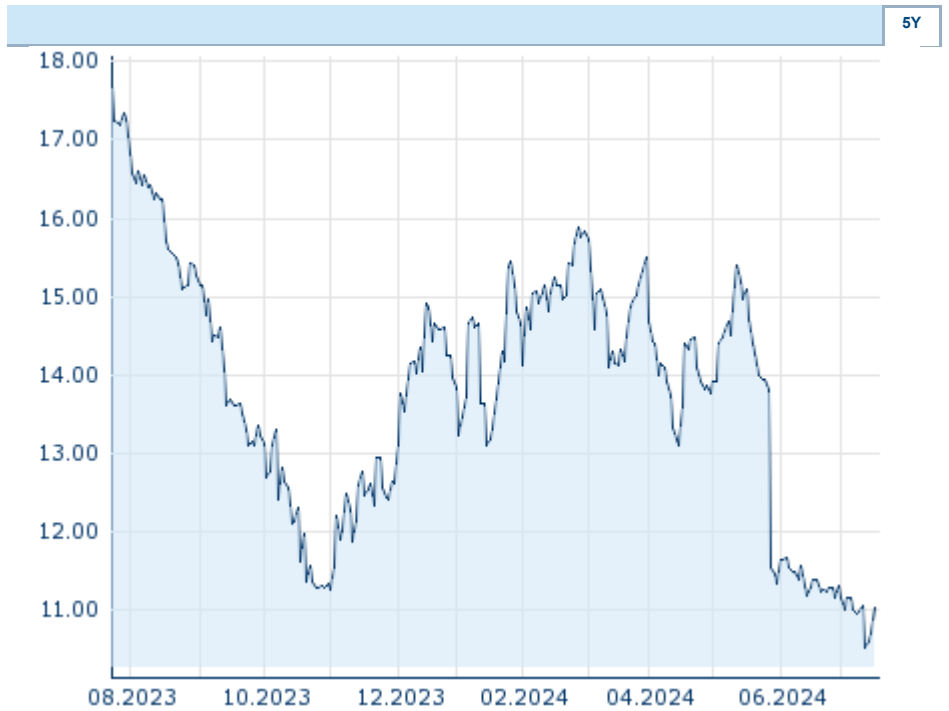
Bid (Bid size)	- USD (-)
Ask (Ask size)	- USD (-)
Open	11.0005 USD
High	11.0005 USD
Low	11.0005 USD
Close (prev. day)	11.0222 USD
Underlying	AMERICAN AIRLINES GROUP INC.
Underlying price (date)	11.08 (24/07/17)
Settlement price (date)	11.00 (24/07/17)
Open Interest	0

### Performance and Risk

	6m	1Y	3Y
Perf (%)	-15.82%	-	-
Perf (abs.)	-2.07	-	-
Beta	-	-	-
Volatility	41.30	-	-

### Futures and Options

Related Futures	-
Related Options	-












Information about previous performance does not guarantee future performance.  
Source: FactSet

### Price data

Ø price 5 days   Ø volume 5 days (pcs.)	10.7773 USD (0)
Ø price 30 days   Ø volume 30 days (pcs.)	11.1909 USD (0)
Ø price 100 days   Ø volume 100 days (pcs.)	13.3697 USD (0)
Ø price 250 days   Ø volume 250 days (pcs.)	- USD (-)
YTD High   date	15.8816 USD (2024/02/27)
YTD Low   date	10.5180 USD (2024/07/11)
52 Weeks High   date	- USD (-)
52 Weeks Low   date	- USD (-)

### Recent Research

on sector		on market	
Date		Headline	Download
2024/07/12		Global Equity Ratings	
2024/06/21		Global Equity Ratings	
2024/06/14		Global Equity Ratings	
2024/05/29		Global Equity Ratings	
2024/04/26		Global Equity Ratings	