

ELIA GROUP FUTURE (ELIF) - EUX/202408

2024/07/29 18:35:17

Price
96.4352 EUR

Difference  0.90% (0.86)

General attributes

Symbol	ELIFQ24
Exchange	Eurex
Currency	EUR
Security type	Future
Underlying	ELIA GROUP SA
Maturity	08-2024
Contract size	100

Market data

Bid (Bid size)	- EUR (-)
Ask (Ask size)	- EUR (-)
Open	96.4352 EUR
High	96.4352 EUR
Low	96.4352 EUR
Close (prev. day)	95.5714 EUR
Underlying	ELIA GROUP SA
Underlying price (date)	96.30 (24/07/30)
Settlement price (date)	96.44 (24/07/29)
Open Interest	0

Performance and Risk

	6m	1Y	3Y
Perf (%)	-13.59%	-15.91%	-
Perf (abs.)	-15.17	-18.25	-
Beta	-	-	-
Volatility	25.97	26.94	-

Futures and Options

Related Futures	-
Related Options	-

5Y







Information about previous performance does not guarantee future performance.
Source: FactSet

Price data

Ø price 5 days Ø volume 5 days (pcs.)	94.6841 EUR (0)
Ø price 30 days Ø volume 30 days (pcs.)	91.6233 EUR (0)
Ø price 100 days Ø volume 100 days (pcs.)	95.3282 EUR (0)
Ø price 250 days Ø volume 250 days (pcs.)	100.3682 EUR (0)
YTD High date	118.3287 EUR (2024/01/12)
YTD Low date	86.8804 EUR (2024/07/02)
52 Weeks High date	118.3287 EUR (2024/01/12)
52 Weeks Low date	86.8804 EUR (2024/07/02)

Recent Research

Date	on sector	on market	Headline	Download
2024/07/30			Akciové trhy - denní zpráva	
2024/07/29			Akciové trhy - denní zpráva	
2024/07/26			Akciové trhy - denní zpráva	
2024/07/25			Akciové trhy - denní zpráva	
2024/07/24			Global Equity Ratings	