

EFG INTERNATIONAL AG FUTURE (EFGF) - EUX/202408

2024/07/18 18:33:52

Price
13.3332 CHF

Difference  -0.15% (-0.02)

General attributes

Symbol	EFGFQ24
Exchange	Eurex
Currency	CHF
Security type	Future
Underlying	EFG INTERNATIONAL AG
Maturity	08-2024
Contract size	100

Market data

Bid (Bid size)	- CHF (-)
Ask (Ask size)	- CHF (-)
Open	13.3332 CHF
High	13.3332 CHF
Low	13.3332 CHF
Close (prev. day)	13.3536 CHF
Underlying	EFG INTERNATIONAL AG
Underlying price (date)	13.32 (24/07/18)
Settlement price (date)	13.33 (24/07/18)
Open Interest	0

Performance and Risk

	6m	1Y	3Y
Perf (%)	+29.73%	-	-
Perf (abs.)	+3.06	-	-
Beta	-	-	-
Volatility	25.97	-	-

Futures and Options

Related Futures	-
Related Options	-

5Y






Information about previous performance does not guarantee future performance.
Source: FactSet

Price data

Ø price 5 days Ø volume 5 days (pcs.)	13.3824 CHF (0)
Ø price 30 days Ø volume 30 days (pcs.)	13.1987 CHF (0)
Ø price 100 days Ø volume 100 days (pcs.)	12.0781 CHF (0)
Ø price 250 days Ø volume 250 days (pcs.)	11.0311 CHF (0)
YTD High date	13.6006 CHF (2024/07/04)
YTD Low date	10.0946 CHF (2024/01/23)
52 Weeks High date	- CHF (-)
52 Weeks Low date	- CHF (-)

Recent Research

on sector		on market	
Date		Headline	Download
2024/07/18		Akciové trhy - denní zpráva	
2024/07/17		Akciové trhy - denní zpráva	
2024/07/16		Akciové trhy - denní zpráva	
2024/07/15		Akciové trhy - denní zpráva	
2024/07/12		Global Equity Ratings	