

# WIENERBERGER AG FUTURE (WIBG) - EUX/202408

2024/07/08 18:33:02

Price  
**32.0778** EUR

Difference  0.79% (0.25)

### General attributes

Symbol	WIBGQ24
Exchange	Eurex
Currency	EUR
Security type	Future
Underlying	WIENERBERGER AG
Maturity	08-2024
Contract size	100

### Market data

Bid (Bid size)	- EUR (-)
Ask (Ask size)	- EUR (-)
Open	32.0778 EUR
High	32.0778 EUR
Low	32.0778 EUR
Close (prev. day)	31.8272 EUR
Underlying	WIENERBERGER AG
Underlying price (date)	31.94 (24/07/08)
Settlement price (date)	32.08 (24/07/08)
Open Interest	0

### Performance and Risk

	6m	1Y	3Y
Perf (%)	+8.76%	-	-
Perf (abs.)	+2.58	-	-
Beta	-	-	-
Volatility	18.69	-	-

### Futures and Options

Related Futures	-
Related Options	-

5Y












Information about previous performance does not guarantee future performance.  
Source: FactSet

### Price data

Ø price 5 days   Ø volume 5 days (pcs.)	31.6966 EUR (0)
Ø price 30 days   Ø volume 30 days (pcs.)	33.4764 EUR (0)
Ø price 100 days   Ø volume 100 days (pcs.)	33.3345 EUR (0)
Ø price 250 days   Ø volume 250 days (pcs.)	- EUR (-)
YTD High   date	35.9329 EUR (2024/05/15)
YTD Low   date	27.8284 EUR (2024/01/17)
52 Weeks High   date	- EUR (-)
52 Weeks Low   date	- EUR (-)

### Recent Research

on sector		on market	
Date		Headline	Download
2024/06/21		Global Equity Ratings	
2024/06/14		Global Equity Ratings	
2024/05/29		Global Equity Ratings	
2024/04/26		Global Equity Ratings	
2024/04/03		Global Equity Ratings	