

WIENERBERGER AG FUTURE (WIBG) - EUX/202408

2024/05/03 18:33:43

Price
34.0317 EUR

Difference  2.30% (0.77)

General attributes

Symbol	WIBGQ24
Exchange	Eurex
Currency	EUR
Security type	Future
Underlying	WIENERBERGER AG
Maturity	08-2024
Contract size	100

Market data

Bid (Bid size)	- EUR (-)
Ask (Ask size)	- EUR (-)
Open	34.0317 EUR
High	34.0317 EUR
Low	34.0317 EUR
Close (prev. day)	33.2666 EUR
Underlying	WIENERBERGER AG
Underlying price (date)	34.34 (24/05/03)
Settlement price (date)	34.03 (24/05/03)
Open Interest	0

Performance and Risk

	6m	1Y	3Y
Perf (%)	+41.72%	-	-
Perf (abs.)	+10.02	-	-
Beta	-	-	-
Volatility	21.98	-	-

Futures and Options

Related Futures	-
Related Options	-

5Y










Information about previous performance does not guarantee future performance.
Source: FactSet

Price data

Ø price 5 days Ø volume 5 days (pcs.)	33.5537 EUR (0)
Ø price 30 days Ø volume 30 days (pcs.)	32.9824 EUR (0)
Ø price 100 days Ø volume 100 days (pcs.)	31.3721 EUR (0)
Ø price 250 days Ø volume 250 days (pcs.)	- EUR (-)
YTD High date	34.0317 EUR (2024/05/03)
YTD Low date	27.8284 EUR (2024/01/17)
52 Weeks High date	- EUR (-)
52 Weeks Low date	- EUR (-)

Recent Research

on sector		on market	
Date		Headline	Download
2024/04/26		Global Equity Ratings	
2024/04/03		Global Equity Ratings	
2024/03/13		Global Equity Ratings	
2024/02/22		Global Equity Ratings	
2024/02/14		Global Equity Ratings	