

TEMENOS AG FUTURE (TEMF) - EUX/202408

2024/07/18 18:34:42

Price
65.9152 CHF

Difference  0.53% (0.35)

General attributes

Symbol	TEMFQ24
Exchange	Eurex
Currency	CHF
Security type	Future
Underlying	TEMENOS GROUP AG
Maturity	08-2024
Contract size	100

Market data

Bid (Bid size)	- CHF (-)
Ask (Ask size)	- CHF (-)
Open	65.9152 CHF
High	65.9152 CHF
Low	65.9152 CHF
Close (prev. day)	65.567 CHF
Underlying	TEMENOS GROUP AG
Underlying price (date)	65.85 (24/07/18)
Settlement price (date)	65.92 (24/07/18)
Open Interest	0

Performance and Risk

	6m	1Y	3Y
Perf (%)	-15.21%	-	-
Perf (abs.)	-11.76	-	-
Beta	-	-	-
Volatility	63.77	-	-

Futures and Options

Related Futures	-
Related Options	-

5Y









Information about previous performance does not guarantee future performance.
Source: FactSet

Price data

Ø price 5 days Ø volume 5 days (pcs.)	65.3540 CHF (0)
Ø price 30 days Ø volume 30 days (pcs.)	62.4007 CHF (0)
Ø price 100 days Ø volume 100 days (pcs.)	61.6458 CHF (0)
Ø price 250 days Ø volume 250 days (pcs.)	67.8259 CHF (0)
YTD High date	89.0769 CHF (2024/02/05)
YTD Low date	53.2538 CHF (2024/05/08)
52 Weeks High date	- CHF (-)
52 Weeks Low date	- CHF (-)

Recent Research

on sector		on market	
Date		Headline	Download
2024/07/18		Akciové trhy - denní zpráva	
2024/07/17		Akciové trhy - denní zpráva	
2024/07/16		Akciové trhy - denní zpráva	
2024/07/15		Akciové trhy - denní zpráva	
2024/07/12		Global Equity Ratings	