

GEBERIT AG FUTURE (GBRI) - EUX/202408

2024/05/10 18:29:20

Price
552.6722 CHF
 Difference  0.17% (0.96)

General attributes

Symbol	GBRIQ24
Exchange	Eurex
Currency	CHF
Security type	Future
Underlying	GEBERIT AG
Maturity	08-2024
Contract size	100

Market data

Bid (Bid size)	- CHF (-)
Ask (Ask size)	- CHF (-)
Open	552.6722 CHF
High	552.6722 CHF
Low	552.6722 CHF
Close (prev. day)	551.7094 CHF
Underlying	GEBERIT AG
Underlying price (date)	550.00 (24/05/13)
Settlement price (date)	552.67 (24/05/10)
Open Interest	0

Performance and Risk

	6m	1Y	3Y
Perf (%)	+21.42%	-	-
Perf (abs.)	+97.51	-	-
Beta	-	-	-
Volatility	22.99	-	-

Futures and Options

Related Futures	-
Related Options	-

5Y






Information about previous performance does not guarantee future performance.
 Source: FactSet

Price data

Ø price 5 days Ø volume 5 days (pcs.)	542.9189 CHF (0)
Ø price 30 days Ø volume 30 days (pcs.)	508.2620 CHF (0)
Ø price 100 days Ø volume 100 days (pcs.)	509.4082 CHF (0)
Ø price 250 days Ø volume 250 days (pcs.)	- CHF (-)
YTD High date	552.6722 CHF (2024/05/10)
YTD Low date	480.4379 CHF (2024/01/18)
52 Weeks High date	- CHF (-)
52 Weeks Low date	- CHF (-)

Recent Research

on underlying	on sector	on market	
Date		Headline	Download
2022/12/19		Global Equity Ratings	
2022/11/28		Global Equity Ratings	
2022/11/18		Global Equity Ratings	
2022/10/31		Global Equity Ratings	
2022/10/05		Global Equity Ratings	