

AXA S.A. FUTURE (AXAG) - EUX/202408

2024/08/15 18:47:40

Price
33.0735 EUR

Difference  1.06% (0.35)

General attributes

Symbol	AXAGQ24
Exchange	Eurex
Currency	EUR
Security type	Future
Underlying	AXA S.A.
Maturity	08-2024
Contract size	100

Market data

Bid (Bid size)	- EUR (-)
Ask (Ask size)	- EUR (-)
Open	33.0735 EUR
High	33.0735 EUR
Low	33.0735 EUR
Close (prev. day)	32.727 EUR
Underlying	AXA S.A.
Underlying price (date)	33.35 (24/08/16)
Settlement price (date)	33.07 (24/08/15)
Open Interest	0

Performance and Risk

	6m	1Y	3Y
Perf (%)	+11.47%	+22.95%	-
Perf (abs.)	+3.40	+6.17	-
Beta	-	-	-
Volatility	19.61	17.38	-

Futures and Options

Related Futures	-
Related Options	-

5Y









Information about previous performance does not guarantee future performance.
Source: FactSet

Price data

Ø price 5 days Ø volume 5 days (pcs.)	32.6378 EUR (0)
Ø price 30 days Ø volume 30 days (pcs.)	32.2471 EUR (0)
Ø price 100 days Ø volume 100 days (pcs.)	32.5228 EUR (0)
Ø price 250 days Ø volume 250 days (pcs.)	30.2233 EUR (0)
YTD High date	34.2244 EUR (2024/05/21)
YTD Low date	28.1940 EUR (2024/01/11)
52 Weeks High date	34.2244 EUR (2024/05/21)
52 Weeks Low date	26.3254 EUR (2023/10/20)

Recent Research

on sector		on market	
Date		Headline	Download
2024/08/16		Akciové trhy - denní zpráva	
2024/08/15		Akciové trhy - denní zpráva	
2024/08/14		Akciové trhy - denní zpráva	
2024/08/13		Akciové trhy - denní zpráva	
2024/08/12		Global Equity Ratings	