

HEIDELBERGCEMENT AG FUTURE (HEFG) - EUX/202408

2024/08/07 18:43:14

Price
88.3048 EURDifference  1.63% (1.41)

General attributes

Symbol	HEFGQ24
Exchange	Eurex
Currency	EUR
Security type	Future
Underlying	HEIDELBERG MATERIALS AG
Maturity	08-2024
Contract size	100

Market data

Bid (Bid size)	- EUR (-)
Ask (Ask size)	- EUR (-)
Open	88.3048 EUR
High	88.3048 EUR
Low	88.3048 EUR
Close (prev. day)	86.8927 EUR
Underlying	HEIDELBERG MATERIALS AG
Underlying price (date)	88.22 (24/08/07)
Settlement price (date)	88.30 (24/08/07)
Open Interest	0

Performance and Risk

	6m	1Y	3Y
Perf (%)	+2.30%	+12.82%	-
Perf (abs.)	+1.98	+10.03	-
Beta	-	-	-
Volatility	25.14	23.89	-

Futures and Options

Related Futures	-
Related Options	-












Information about previous performance does not guarantee future performance.
Source: FactSet

Price data

Ø price 5 days Ø volume 5 days (pcs.)	89.5187 EUR (0)
Ø price 30 days Ø volume 30 days (pcs.)	97.8351 EUR (0)
Ø price 100 days Ø volume 100 days (pcs.)	97.0490 EUR (0)
Ø price 250 days Ø volume 250 days (pcs.)	85.6930 EUR (0)
YTD High date	103.1523 EUR (2024/07/16)
YTD Low date	78.8710 EUR (2024/01/03)
52 Weeks High date	103.1523 EUR (2024/07/16)
52 Weeks Low date	66.3938 EUR (2023/10/20)

Recent Research

on sector		on market	
Date		Headline	Download
2024/07/24		Global Equity Ratings	
2024/07/12		Global Equity Ratings	
2024/06/21		Global Equity Ratings	
2024/06/14		Global Equity Ratings	
2024/05/29		Global Equity Ratings	