

ROYAL CARRIBEAN CRUISES GROUP FUTURE (RCLF) - EUX/202408

2024/07/17 18:46:10

Price
167.7451 USD

Difference  -2.37% (-4.07)

General attributes

Symbol	RCLFQ24
Exchange	Eurex
Currency	USD
Security type	Future
Underlying	ROYAL CARIBBEAN CRUISES LTD
Maturity	08-2024
Contract size	100

Market data

Bid (Bid size)	- USD (-)
Ask (Ask size)	- USD (-)
Open	167.7451 USD
High	167.7451 USD
Low	167.7451 USD
Close (prev. day)	171.8199 USD
Underlying	ROYAL CARIBBEAN CRUISES LTD
Underlying price (date)	164.46 (24/07/17)
Settlement price (date)	167.75 (24/07/17)
Open Interest	0

Performance and Risk

	6m	1Y	3Y
Perf (%)	+32.45%	-	-
Perf (abs.)	+41.10	-	-
Beta	-	-	-
Volatility	30.16	-	-

Futures and Options

Related Futures	-
Related Options	-









Information about previous performance does not guarantee future performance.
Source: FactSet

Price data

Ø price 5 days Ø volume 5 days (pcs.)	167.2484 USD (0)
Ø price 30 days Ø volume 30 days (pcs.)	158.1996 USD (0)
Ø price 100 days Ø volume 100 days (pcs.)	144.5589 USD (0)
Ø price 250 days Ø volume 250 days (pcs.)	123.6448 USD (0)
YTD High date	171.8199 USD (2024/07/16)
YTD Low date	117.0746 USD (2024/02/20)
52 Weeks High date	- USD (-)
52 Weeks Low date	- USD (-)

Recent Research

on sector	on market	Date	Headline	Download
		2024/07/12	 Global Equity Ratings	
		2024/06/21	 Global Equity Ratings	
		2024/06/14	 Global Equity Ratings	
		2024/05/29	 Global Equity Ratings	
		2024/04/26	 Global Equity Ratings	

5Y