

NUTRIEN LTD FUTURE (POCF) - EUX/202408

2024/07/16 18:50:51

Price
50.699 USD

Difference  1.28% (0.64)

General attributes

| | |
|---------------|-------------|
| Symbol | POCFQ24 |
| Exchange | Eurex |
| Currency | USD |
| Security type | Future |
| Underlying | NUTRIEN LTD |
| Maturity | 08-2024 |
| Contract size | 100 |

Market data

| | |
|-------------------------|------------------|
| Bid (Bid size) | - USD (-) |
| Ask (Ask size) | - USD (-) |
| Open | 50.699 USD |
| High | 50.699 USD |
| Low | 50.699 USD |
| Close (prev. day) | 50.0571 USD |
| Underlying | NUTRIEN LTD |
| Underlying price (date) | 50.91 (24/07/16) |
| Settlement price (date) | 50.70 (24/07/16) |
| Open Interest | 0 |

Performance and Risk

| | 6m | 1Y | 3Y |
|-------------|--------|----|----|
| Perf (%) | +0.25% | - | - |
| Perf (abs.) | +0.12 | - | - |
| Beta | - | - | - |
| Volatility | 26.70 | - | - |

Futures and Options

| | |
|-----------------|---|
| Related Futures | - |
| Related Options | - |

5Y








Information about previous performance does not guarantee future performance.
Source: FactSet

Price data

| | |
|---|-------------------------|
| Ø price 5 days Ø volume 5 days (pcs.) | 49.867 USD (0) |
| Ø price 30 days Ø volume 30 days (pcs.) | 51.635 USD (0) |
| Ø price 100 days Ø volume 100 days (pcs.) | 54.064 USD (0) |
| Ø price 250 days Ø volume 250 days (pcs.) | - USD (-) |
| YTD High date | 60.538 USD (2024/05/22) |
| YTD Low date | 48.463 USD (2024/07/10) |
| 52 Weeks High date | - USD (-) |
| 52 Weeks Low date | - USD (-) |

Recent Research

| on sector | | | |
|------------|---|-----------------------|---|
| Date | | Headline | Download |
| 2024/07/12 |  | Global Equity Ratings |  |
| 2024/06/21 |  | Global Equity Ratings |  |
| 2024/06/14 |  | Global Equity Ratings |  |
| 2024/05/29 |  | Global Equity Ratings |  |
| 2024/04/26 |  | Global Equity Ratings |  |