

CARGOTEC CORP. FUTURE (C1CG) - EUX/202408

2024/05/07 18:36:25

Price
74.4849 EUR

Difference  -0.68% (-0.51)

General attributes

| | |
|---------------|----------------------|
| Symbol | C1CGQ24 |
| Exchange | Eurex |
| Currency | EUR |
| Security type | Future |
| Underlying | CARGOTEC OYJ CLASS B |
| Maturity | 08-2024 |
| Contract size | 100 |

Market data

| | |
|-------------------------|----------------------|
| Bid (Bid size) | - EUR (-) |
| Ask (Ask size) | - EUR (-) |
| Open | 74.4849 EUR |
| High | 74.4849 EUR |
| Low | 74.4849 EUR |
| Close (prev. day) | 74.9984 EUR |
| Underlying | CARGOTEC OYJ CLASS B |
| Underlying price (date) | 75.40 (24/05/07) |
| Settlement price (date) | 74.48 (24/05/07) |
| Open Interest | 0 |

Performance and Risk

| | 6m | 1Y | 3Y |
|-------------|---------|----|----|
| Perf (%) | +88.89% | - | - |
| Perf (abs.) | +35.29 | - | - |
| Beta | - | - | - |
| Volatility | 35.55 | - | - |

Futures and Options

| | |
|-----------------|---|
| Related Futures | - |
| Related Options | - |

5Y













Information about previous performance does not guarantee future performance.
Source: FactSet

Price data

| | |
|---|--------------------------|
| Ø price 5 days Ø volume 5 days (pcs.) | 71.5617 EUR (0) |
| Ø price 30 days Ø volume 30 days (pcs.) | 63.8912 EUR (0) |
| Ø price 100 days Ø volume 100 days (pcs.) | 58.4051 EUR (0) |
| Ø price 250 days Ø volume 250 days (pcs.) | - EUR (-) |
| YTD High date | 74.9984 EUR (2024/05/06) |
| YTD Low date | 49.1548 EUR (2024/01/03) |
| 52 Weeks High date | - EUR (-) |
| 52 Weeks Low date | - EUR (-) |

Recent Research

| on sector | | on market | |
|------------|---|-----------------------|---|
| Date | | Headline | Download |
| 2024/04/26 |  | Global Equity Ratings |  |
| 2024/04/03 |  | Global Equity Ratings |  |
| 2024/03/13 |  | Global Equity Ratings |  |
| 2024/02/22 |  | Global Equity Ratings |  |
| 2024/02/14 |  | Global Equity Ratings |  |