

# VIACOMCBS INC. FUTURE (CBSF) - EUX/202408

2024/07/29 18:35:11

**Price**  
**11.2656** USD

**Difference**  **-0.13% (-0.01)**

### General attributes

Symbol	CBSFQ24
Exchange	Eurex
Currency	USD
Security type	Future
Underlying	PARAMOUNT GLOBAL CL 'B'
Maturity	08-2024
Contract size	100

### Market data

Bid (Bid size)	- USD (-)
Ask (Ask size)	- USD (-)
Open	11.2656 USD
High	11.2656 USD
Low	11.2656 USD
Close (prev. day)	11.2798 USD
Underlying	PARAMOUNT GLOBAL CL 'B'
Underlying price (date)	11.06 (24/07/29)
Settlement price (date)	11.27 (24/07/29)
Open Interest	0

### Performance and Risk

	6m	1Y	3Y
Perf (%)	-19.56%	-30.21%	-
Perf (abs.)	-2.74	-4.88	-
Beta	-	-	-
Volatility	55.09	56.96	-

### Futures and Options

Related Futures	-
Related Options	-

5Y












Information about previous performance does not guarantee future performance.  
Source: FactSet

### Price data

Ø price 5 days   Ø volume 5 days (pcs.)	11.5211 USD (0)
Ø price 30 days   Ø volume 30 days (pcs.)	11.0715 USD (0)
Ø price 100 days   Ø volume 100 days (pcs.)	11.7034 USD (0)
Ø price 250 days   Ø volume 250 days (pcs.)	13.0205 USD (0)
YTD High   date	15.2827 USD (2024/01/08)
YTD Low   date	9.8850 USD (2024/06/18)
52 Weeks High   date	17.6197 USD (2023/12/08)
52 Weeks Low   date	9.8850 USD (2024/06/18)

### Recent Research

on sector	on market		
Date		Headline	Download
2024/07/24		Global Equity Ratings	
2024/07/12		Global Equity Ratings	
2024/06/21		Global Equity Ratings	
2024/06/14		Global Equity Ratings	
2024/05/29		Global Equity Ratings	