

# OCI N.V. FUTURE (OICG) - EUX/202408

2024/08/15 18:48:24

Price  
**26.5828** EUR

Difference  1.21% (0.32)

### General attributes

Symbol	OICGQ24
Exchange	Eurex
Currency	EUR
Security type	Future
Underlying	OCI N.V.
Maturity	08-2024
Contract size	100

### Market data

Bid (Bid size)	- EUR (-)
Ask (Ask size)	- EUR (-)
Open	26.5828 EUR
High	26.5828 EUR
Low	26.5828 EUR
Close (prev. day)	26.2656 EUR
Underlying	OCI N.V.
Underlying price (date)	26.34 (24/08/16)
Settlement price (date)	26.58 (24/08/15)
Open Interest	0

### Performance and Risk

	6m	1Y	3Y
Perf (%)	-3.69%	+13.97%	-
Perf (abs.)	-1.02	+3.26	-
Beta	-	-	-
Volatility	26.73	43.46	-

### Futures and Options

Related Futures	-
Related Options	-












Information about previous performance does not guarantee future performance.  
Source: FactSet

### Price data

Ø price 5 days   Ø volume 5 days (pcs.)	26.4696 EUR (0)
Ø price 30 days   Ø volume 30 days (pcs.)	23.8634 EUR (0)
Ø price 100 days   Ø volume 100 days (pcs.)	24.6410 EUR (0)
Ø price 250 days   Ø volume 250 days (pcs.)	24.1249 EUR (0)
YTD High   date	27.7063 EUR (2024/02/14)
YTD Low   date	21.6833 EUR (2024/08/02)
52 Weeks High   date	27.7063 EUR (2024/02/14)
52 Weeks Low   date	17.9811 EUR (2023/12/07)

### Recent Research

on sector		on market	
Date		Headline	Download
2024/08/12		Global Equity Ratings	
2024/07/24		Global Equity Ratings	
2024/07/12		Global Equity Ratings	
2024/06/21		Global Equity Ratings	
2024/06/14		Global Equity Ratings	