

HOLCIM LTD. FUTURE (HOLI) - EUX/202408

2024/08/02 18:37:13

Price
76.6362 CHF

Difference  -6.86% (-5.65)

General attributes

Symbol	HOLIQ24
Exchange	Eurex
Currency	CHF
Security type	Future
Underlying	HOLCIM LTD.
Maturity	08-2024
Contract size	100

Market data

Bid (Bid size)	- CHF (-)
Ask (Ask size)	- CHF (-)
Open	76.6362 CHF
High	76.6362 CHF
Low	76.6362 CHF
Close (prev. day)	82.2844 CHF
Underlying	HOLCIM LTD.
Underlying price (date)	76.60 (24/08/02)
Settlement price (date)	76.64 (24/08/02)
Open Interest	0

Performance and Risk

	6m	1Y	3Y
Perf (%)	+29.64%	+38.34%	-
Perf (abs.)	+18.81	+22.80	-
Beta	-	-	-
Volatility	17.33	17.80	-

Futures and Options

Related Futures	-
Related Options	-

5Y











Information about previous performance does not guarantee future performance.
Source: FactSet

Price data

Ø price 5 days Ø volume 5 days (pcs.)	82.3488 CHF (0)
Ø price 30 days Ø volume 30 days (pcs.)	81.6977 CHF (0)
Ø price 100 days Ø volume 100 days (pcs.)	79.1128 CHF (0)
Ø price 250 days Ø volume 250 days (pcs.)	68.1749 CHF (0)
YTD High date	85.2899 CHF (2024/07/23)
YTD Low date	61.4851 CHF (2024/01/23)
52 Weeks High date	85.2899 CHF (2024/07/23)
52 Weeks Low date	53.2821 CHF (2023/10/20)

Recent Research

on sector		on market	
Date		Headline	Download
2024/07/24		Global Equity Ratings	
2024/07/12		Global Equity Ratings	
2024/06/21		Global Equity Ratings	
2024/06/14		Global Equity Ratings	
2024/05/29		Global Equity Ratings	