

HOLCIM LTD. FUTURE (HOLI) - EUX/202408

2024/06/14 18:38:56

Price
80.2332 CHF

Difference  **-1.58% (-1.29)**

General attributes

Symbol	HOLIQ24
Exchange	Eurex
Currency	CHF
Security type	Future
Underlying	HOLCIM LTD.
Maturity	08-2024
Contract size	100

Market data

Bid (Bid size)	- CHF (-)
Ask (Ask size)	- CHF (-)
Open	80.2332 CHF
High	80.2332 CHF
Low	80.2332 CHF
Close (prev. day)	81.52 CHF
Underlying	HOLCIM LTD.
Underlying price (date)	80.04 (24/06/14)
Settlement price (date)	80.23 (24/06/14)
Open Interest	0

Performance and Risk

	6m	1Y	3Y
Perf (%)	+23.55%	-	-
Perf (abs.)	+15.29	-	-
Beta	-	-	-
Volatility	18.17	-	-

Futures and Options

Related Futures	-
Related Options	-

5Y










Information about previous performance does not guarantee future performance.
Source: FactSet

Price data

Ø price 5 days Ø volume 5 days (pcs.)	80.9724 CHF (0)
Ø price 30 days Ø volume 30 days (pcs.)	79.2914 CHF (0)
Ø price 100 days Ø volume 100 days (pcs.)	74.0469 CHF (0)
Ø price 250 days Ø volume 250 days (pcs.)	- CHF (-)
YTD High date	82.0844 CHF (2024/06/12)
YTD Low date	61.4851 CHF (2024/01/23)
52 Weeks High date	- CHF (-)
52 Weeks Low date	- CHF (-)

Recent Research

on sector	on market	Date	Headline	Download
		2024/06/14	 Global Equity Ratings	
		2024/05/29	 Global Equity Ratings	
		2024/04/26	 Global Equity Ratings	
		2024/04/03	 Global Equity Ratings	
		2024/03/13	 Global Equity Ratings	