

HOLCIM LTD. FUTURE (HOLI) - EUX/202408

2024/05/23 18:40:20

Price
79.7253 CHF

Difference  0.56% (0.44)

General attributes

Symbol	HOLIQ24
Exchange	Eurex
Currency	CHF
Security type	Future
Underlying	HOLCIM LTD.
Maturity	08-2024
Contract size	100

Market data

Bid (Bid size)	- CHF (-)
Ask (Ask size)	- CHF (-)
Open	79.7253 CHF
High	79.7253 CHF
Low	79.7253 CHF
Close (prev. day)	79.2835 CHF
Underlying	HOLCIM LTD.
Underlying price (date)	79.46 (24/05/23)
Settlement price (date)	79.73 (24/05/23)
Open Interest	0

Performance and Risk

	6m	1Y	3Y
Perf (%)	+29.86%	-	-
Perf (abs.)	+18.33	-	-
Beta	-	-	-
Volatility	17.70	-	-

Futures and Options

Related Futures	-
Related Options	-










5Y

Information about previous performance does not guarantee future performance.
Source: FactSet

Price data

Ø price 5 days Ø volume 5 days (pcs.)	79.0168 CHF (0)
Ø price 30 days Ø volume 30 days (pcs.)	77.0360 CHF (0)
Ø price 100 days Ø volume 100 days (pcs.)	71.2854 CHF (0)
Ø price 250 days Ø volume 250 days (pcs.)	- CHF (-)
YTD High date	79.7253 CHF (2024/05/23)
YTD Low date	61.4851 CHF (2024/01/23)
52 Weeks High date	- CHF (-)
52 Weeks Low date	- CHF (-)

Recent Research

on sector	on market		
Date		Headline	Download
2024/04/26		Global Equity Ratings	
2024/04/03		Global Equity Ratings	
2024/03/13		Global Equity Ratings	
2024/02/22		Global Equity Ratings	
2024/02/14		Global Equity Ratings	