

HOLCIM LTD. FUTURE (HOLI) - EUX/202408

2024/04/29 18:32:59

Price
76.4588 CHF

Difference  **-0.23% (-0.17)**

General attributes

Symbol	HOLIQ24
Exchange	Eurex
Currency	CHF
Security type	Future
Underlying	HOLCIM LTD.
Maturity	08-2024
Contract size	100

Market data

Bid (Bid size)	- CHF (-)
Ask (Ask size)	- CHF (-)
Open	76.4588 CHF
High	76.4588 CHF
Low	76.4588 CHF
Close (prev. day)	76.6327 CHF
Underlying	HOLCIM LTD.
Underlying price (date)	78.94 (24/04/29)
Settlement price (date)	76.46 (24/04/29)
Open Interest	0

Performance and Risk

	6m	1Y	3Y
Perf (%)	+41.47%	-	-
Perf (abs.)	+22.41	-	-
Beta	-	-	-
Volatility	17.52	-	-

Futures and Options

Related Futures	-
Related Options	-












Information about previous performance does not guarantee future performance.
Source: FactSet

Price data

Ø price 5 days Ø volume 5 days (pcs.)	76.2829 CHF (0)
Ø price 30 days Ø volume 30 days (pcs.)	76.8591 CHF (0)
Ø price 100 days Ø volume 100 days (pcs.)	69.0061 CHF (0)
Ø price 250 days Ø volume 250 days (pcs.)	- CHF (-)
YTD High date	79.3042 CHF (2024/03/28)
YTD Low date	61.4851 CHF (2024/01/23)
52 Weeks High date	- CHF (-)
52 Weeks Low date	- CHF (-)

Recent Research

on sector		on market	
Date		Headline	Download
2024/04/26		Global Equity Ratings	
2024/04/03		Global Equity Ratings	
2024/03/13		Global Equity Ratings	
2024/02/22		Global Equity Ratings	
2024/02/14		Global Equity Ratings	