

ANDRITZ AG FUTURE (ANDF) - EUX/202408

2024/05/22 18:35:52

Price
55.7049 EURDifference  0.35% (0.20)

General attributes

Symbol	ANDFQ24
Exchange	Eurex
Currency	EUR
Security type	Future
Underlying	ANDRITZ AG
Maturity	08-2024
Contract size	100

Market data

Bid (Bid size)	- EUR (-)
Ask (Ask size)	- EUR (-)
Open	55.7049 EUR
High	55.7049 EUR
Low	55.7049 EUR
Close (prev. day)	55.5099 EUR
Underlying	ANDRITZ AG
Underlying price (date)	55.20 (24/05/22)
Settlement price (date)	55.70 (24/05/22)
Open Interest	0

Performance and Risk

	6m	1Y	3Y
Perf (%)	+13.97%	-	-
Perf (abs.)	+6.80	-	-
Beta	-	-	-
Volatility	21.85	-	-

Futures and Options

Related Futures	-
Related Options	-

5Y











Information about previous performance does not guarantee future performance.
Source: FactSet

Price data

Ø price 5 days Ø volume 5 days (pcs.)	54.9941 EUR (0)
Ø price 30 days Ø volume 30 days (pcs.)	55.3573 EUR (0)
Ø price 100 days Ø volume 100 days (pcs.)	56.6086 EUR (0)
Ø price 250 days Ø volume 250 days (pcs.)	- EUR (-)
YTD High date	60.9183 EUR (2024/02/22)
YTD Low date	51.8677 EUR (2024/04/26)
52 Weeks High date	- EUR (-)
52 Weeks Low date	- EUR (-)

Recent Research

on sector		on market	
Date		Headline	Download
2024/04/26		Global Equity Ratings	
2024/04/03		Global Equity Ratings	
2024/03/13		Global Equity Ratings	
2024/02/22		Global Equity Ratings	
2024/02/14		Global Equity Ratings	