


ACS, ACT.DE CONSTR.Y SERV. SA FUTURE (OCIG) - EUX/202408

2024/06/27 18:38:44

Price
38.7354 EUR

Difference  **-1.70% (-0.67)**

General attributes

Symbol OCIGQ24
 Exchange Eurex
 Currency EUR
 Security type Future
 Underlying ACS ACTIVIDADES DE CONSTRUCCIÓN Y SERVICIOS SA
 Maturity 08-2024
 Contract size 100

Market data

Bid (Bid size) - EUR (-)
 Ask (Ask size) - EUR (-)
 Open 38.7354 EUR
 High 38.7354 EUR
 Low 38.7354 EUR
 Close (prev. day) 39.4036 EUR
 Underlying ACS ACTIVIDADES DE CONSTRUCCIÓN Y SERVICIOS SA
 Underlying price (date) 40.02 (24/06/27)
 Settlement price (date) 38.74 (24/06/27)
 Open Interest 0

Performance and Risk

	6m	1Y	3Y
Perf (%)	-1.29%	-	-
Perf (abs.)	-0.51	-	-
Beta	-	-	-
Volatility	23.45	-	-

Futures and Options

Related Futures -
 Related Options -





Information about previous performance does not guarantee future performance.
 Source: FactSet

Price data

Ø price 5 days | Ø volume 5 days (pcs.) 39.1778 EUR (0)
 Ø price 30 days | Ø volume 30 days (pcs.) 39.2539 EUR (0)
 Ø price 100 days | Ø volume 100 days (pcs.) 37.9118 EUR (0)
 Ø price 250 days | Ø volume 250 days (pcs.) - EUR (-)
 YTD High | date 40.5754 EUR (2024/06/03)
 YTD Low | date 34.9071 EUR (2024/01/29)
 52 Weeks High | date - EUR (-)
 52 Weeks Low | date - EUR (-)

Recent Research

on sector		on market	
Date		Headline	Download
2024/06/21		Global Equity Ratings	
2024/06/14		Global Equity Ratings	
2024/05/29		Global Equity Ratings	
2024/04/26		Global Equity Ratings	
2024/04/03		Global Equity Ratings	