


ALIBABA GROUP HOLDING LTD. FUTURE (BABF) - EUX/202408

2024/04/17 18:36:15

Price
70.2741 USD

Difference  **-0.58% (-0.41)**

General attributes

Symbol: BABFQ24
Exchange: Eurex
Currency: USD
Security type: Future
Underlying: ALIBABA GROUP HOLDING LTD. SP. ADR
Maturity: 08-2024
Contract size: 100

Market data

Bid (Bid size): - USD (-)
Ask (Ask size): - USD (-)
Open: 70.2741 USD
High: 70.2741 USD
Low: 70.2741 USD
Close (prev. day): 70.6807 USD
Underlying: ALIBABA GROUP HOLDING LTD. SP. ADR
Underlying price (date): 69.37 (24/04/18)
Settlement price (date): 70.27 (24/04/17)
Open Interest: 0

Performance and Risk

| | 6m | 1Y | 3Y |
|-------------|---------|----|----|
| Perf (%) | -20.20% | - | - |
| Perf (abs.) | -17.79 | - | - |
| Beta | - | - | - |
| Volatility | 34.14 | - | - |

Futures and Options

Related Futures: -
Related Options: -





Information about previous performance does not guarantee future performance.
Source: FactSet

Price data

| | |
|---|--------------------------|
| Ø price 5 days Ø volume 5 days (pcs.) | 72.6951 USD (0) |
| Ø price 30 days Ø volume 30 days (pcs.) | 74.5317 USD (0) |
| Ø price 100 days Ø volume 100 days (pcs.) | 75.3923 USD (0) |
| Ø price 250 days Ø volume 250 days (pcs.) | - USD (-) |
| YTD High date | 79.9080 USD (2024/02/06) |
| YTD Low date | 69.6645 USD (2024/01/19) |
| 52 Weeks High date | - USD (-) |
| 52 Weeks Low date | - USD (-) |

Recent Research

| on underlying | | on sector | |
|---------------|---|-----------------------|---|
| Date | | Headline | Download |
| 2024/04/03 |  | Global Equity Ratings |  |
| 2024/03/13 |  | Global Equity Ratings |  |
| 2024/02/22 |  | Global Equity Ratings |  |
| 2024/02/14 |  | Global Equity Ratings |  |
| 2024/01/23 |  | Global Equity Ratings |  |