

RECKITT BENCKISER PLC FUTURE (RBFQ) - EUX/202408

2024/08/07 18:43:28

Price
4,228.227 GBPDifference  2.06% (85.54)

General attributes

Symbol	RBFQ24
Exchange	Eurex
Currency	GBP
Security type	Future
Underlying	RECKITT BENCKISER GROUP PLC
Maturity	08-2024
Contract size	1,000

Market data

Bid (Bid size)	- GBP (-)
Ask (Ask size)	- GBP (-)
Open	4,228.227 GBP
High	4,228.227 GBP
Low	4,228.227 GBP
Close (prev. day)	4,142.6917 GBP
Underlying	RECKITT BENCKISER GROUP PLC
Underlying price (date)	4,223.00 (24/08/07)
Settlement price (date)	4,228.23 (24/08/07)
Open Interest	0

Performance and Risk

	6m	1Y	3Y
Perf (%)	-29.25%	-29.41%	-
Perf (abs.)	-1,712.55	-1,725.56	-
Beta	-	-	-
Volatility	40.02	29.96	-

Futures and Options

Related Futures	-
Related Options	-












5Y

Information about previous performance does not guarantee future performance.
Source: FactSet

Price data

Ø price 5 days Ø volume 5 days (pcs.)	4,134.269 GBP (0)
Ø price 30 days Ø volume 30 days (pcs.)	4,244.497 GBP (0)
Ø price 100 days Ø volume 100 days (pcs.)	4,362.449 GBP (0)
Ø price 250 days Ø volume 250 days (pcs.)	5,176.801 GBP (0)
YTD High date	5,918.312 GBP (2024/02/26)
YTD Low date	4,028.441 GBP (2024/07/29)
52 Weeks High date	6,132.541 GBP (2023/10/23)
52 Weeks Low date	4,028.441 GBP (2024/07/29)

Recent Research

on underlying		on sector	
Date		Headline	Download
2022/05/04		Global Equity Ratings	
2022/04/27		Global Equity Ratings	
2022/04/14		Global Equity Ratings	
2022/03/29		Global Equity Ratings	
2022/03/10		Global Equity Ratings	