

NETFLIX INC. FUTURE (NTFF) - EUX/202408

2024/06/25 19:05:36

Price
673.75 USDDifference  -0.32% (-2.15)

General attributes

Symbol	NTFFQ24
Exchange	Eurex
Currency	USD
Security type	Future
Underlying	NETFLIX INC
Maturity	08-2024
Contract size	100

Market data

Bid (Bid size)	- USD (-)
Ask (Ask size)	- USD (-)
Open	673.75 USD
High	673.75 USD
Low	673.75 USD
Close (prev. day)	675.8981 USD
Underlying	NETFLIX INC
Underlying price (date)	671.11 (24/06/25)
Settlement price (date)	673.75 (24/06/25)
Open Interest	0

Performance and Risk

	6m	1Y	3Y
Perf (%)	+32.85%	-	-
Perf (abs.)	+167.14	-	-
Beta	-	-	-
Volatility	31.86	-	-

Futures and Options

Related Futures	-
Related Options	-











Information about previous performance does not guarantee future performance.
Source: FactSet

Price data

Ø price 5 days Ø volume 5 days (pcs.)	685.28 USD (0)
Ø price 30 days Ø volume 30 days (pcs.)	655.79 USD (0)
Ø price 100 days Ø volume 100 days (pcs.)	623.05 USD (0)
Ø price 250 days Ø volume 250 days (pcs.)	- USD (-)
YTD High date	689.74 USD (2024/06/20)
YTD Low date	486.97 USD (2024/01/03)
52 Weeks High date	- USD (-)
52 Weeks Low date	- USD (-)

Recent Research

on underlying	on sector	on market		
Date			Headline	Download
2024/06/21			Global Equity Ratings	
2024/06/14			Global Equity Ratings	
2024/05/29			Global Equity Ratings	
2024/04/26			Global Equity Ratings	
2024/04/03			Global Equity Ratings	