

# FUCHS PETROLUB SE FUTURE (FPEG) - EUX/202408

2024/07/30 18:42:44

Price  
**40.0328** EUR

Difference  6.49% (2.44)

### General attributes

Symbol	FPEGQ24
Exchange	Eurex
Currency	EUR
Security type	Future
Underlying	FUCHS SE VZ.
Maturity	08-2024
Contract size	100

### Market data

Bid (Bid size)	- EUR (-)
Ask (Ask size)	- EUR (-)
Open	40.0328 EUR
High	40.0328 EUR
Low	40.0328 EUR
Close (prev. day)	37.5922 EUR
Underlying	FUCHS SE VZ.
Underlying price (date)	39.90 (24/07/31)
Settlement price (date)	40.03 (24/07/30)
Open Interest	0

### Performance and Risk

	6m	1Y	3Y
Perf (%)	-2.47%	+4.65%	-
Perf (abs.)	-1.01	+1.78	-
Beta	-	-	-
Volatility	23.33	22.88	-

### Futures and Options

Related Futures	-
Related Options	-

5Y











Information about previous performance does not guarantee future performance.  
Source: FactSet

### Price data

Ø price 5 days   Ø volume 5 days (pcs.)	38.3645 EUR (0)
Ø price 30 days   Ø volume 30 days (pcs.)	41.6014 EUR (0)
Ø price 100 days   Ø volume 100 days (pcs.)	43.5605 EUR (0)
Ø price 250 days   Ø volume 250 days (pcs.)	40.5437 EUR (0)
YTD High   date	46.4603 EUR (2024/04/05)
YTD Low   date	37.1903 EUR (2024/07/25)
52 Weeks High   date	46.4603 EUR (2024/04/05)
52 Weeks Low   date	34.6136 EUR (2023/10/26)

### Recent Research

on sector		on market	
Date		Headline	Download
2024/07/24		Global Equity Ratings	
2024/07/12		Global Equity Ratings	
2024/06/21		Global Equity Ratings	
2024/06/14		Global Equity Ratings	
2024/05/29		Global Equity Ratings	